
Results

Survey 2

Number of records in this query:	220
Total records in survey:	220
Percentage of total:	100.00%

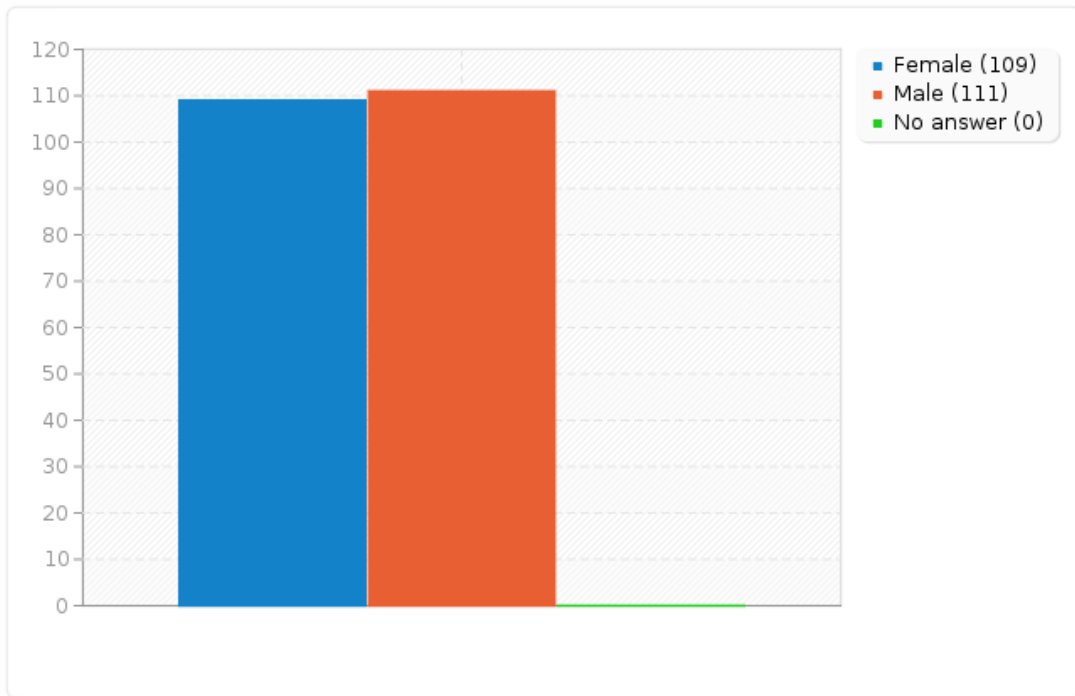
Field summary for Q2

Q2. What is your gender?

Answer	Count	Percentage
Female (A1)	109	49.55%
Male (A2)	111	50.45%
No answer	0	0.00%

Field summary for Q2

Q2. What is your gender?



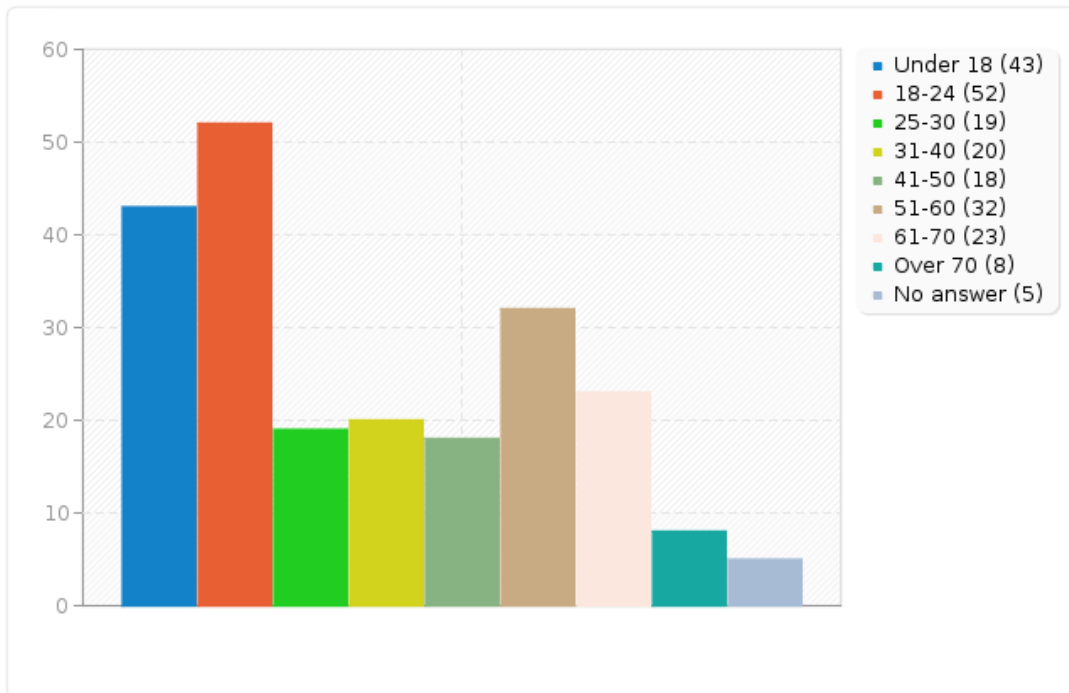
Field summary for Q5

Q5. What is your age range?

Answer	Count	Percentage
Under 18 (A1)	43	19.55%
18-24 (A2)	52	23.64%
25-30 (A3)	19	8.64%
31-40 (A4)	20	9.09%
41-50 (A5)	18	8.18%
51-60 (A6)	32	14.55%
61-70 (A7)	23	10.45%
Over 70 (A8)	8	3.64%
No answer	5	2.27%

Field summary for Q5

Q5. What is your age range?



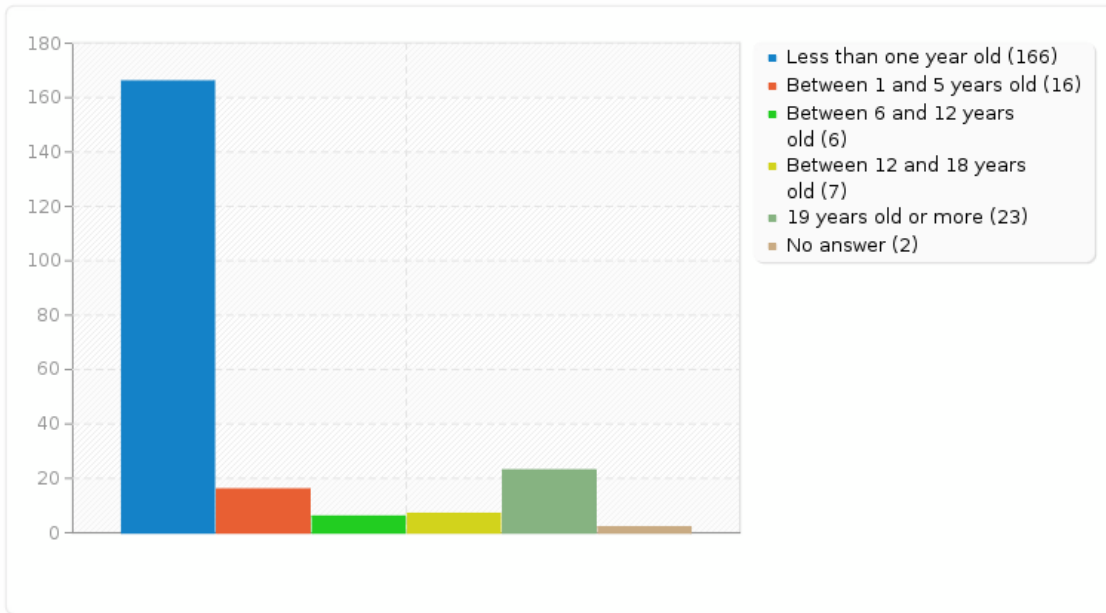
Field summary for Q6

Q6. At what age where you baptised into the Catholic church?

Answer	Count	Percentage
Less than one year old (A1)	166	75.45%
Between 1 and 5 years old (A2)	16	7.27%
Between 6 and 12 years old (A3)	6	2.73%
Between 12 and 18 years old (A4)	7	3.18%
19 years old or more (A5)	23	10.45%
No answer	2	0.91%

Field summary for Q6

Q6. At what age where you baptised into the Catholic church?



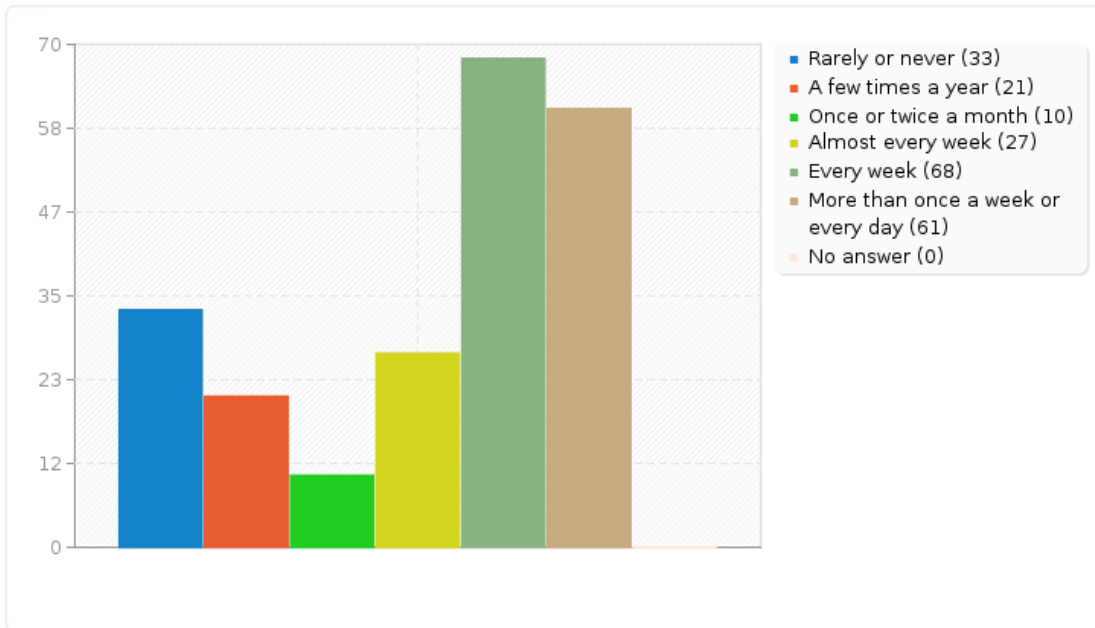
Field summary for Q7

Q7. Apart from Baptisms, Weddings and Funerals, how often do you attend Mass?

Answer	Count	Percentage
Rarely or never (A1)	33	15.00%
A few times a year (A2)	21	9.55%
Once or twice a month (A3)	10	4.55%
Almost every week (A4)	27	12.27%
Every week (A5)	68	30.91%
More than once a week or every day (A6)	61	27.73%
No answer	0	0.00%

Field summary for Q7

Q7. Apart from Baptisms, Weddings and Funerals, how often do you attend Mass?



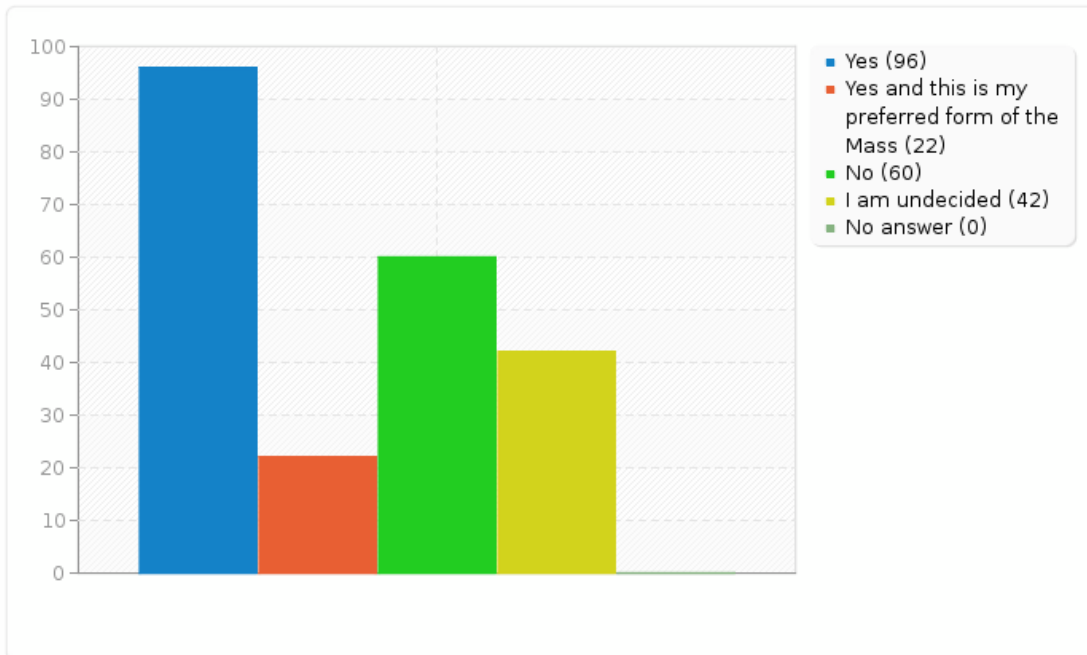
Field summary for Q9

Q9. Would you attend Mass in the extraordinary form (i.e. the Traditional Latin Mass) if it was available in your area?

Answer	Count	Percentage
Yes (A1)	96	43.64%
Yes and this is my preferred form of the Mass (A2)	22	10.00%
No (A3)	60	27.27%
I am undecided (A4)	42	19.09%
No answer	0	0.00%

Field summary for Q9

Q9. Would you attend Mass in the extraordinary form (i.e. the Traditional Latin Mass) if it was available in your area?



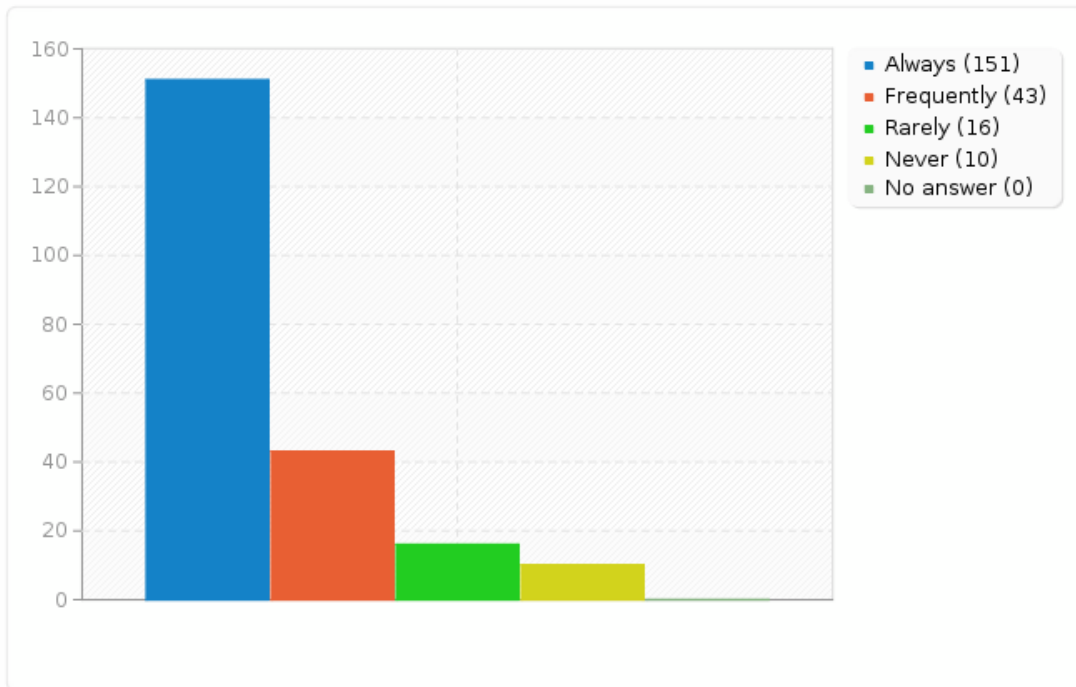
Field summary for Q10

Q10. When you attend Mass, how often do you receive Holy Communion?

Answer	Count	Percentage
Always (A1)	151	68.64%
Frequently (A2)	43	19.55%
Rarely (A3)	16	7.27%
Never (A4)	10	4.55%
No answer	0	0.00%

Field summary for Q10

Q10. When you attend Mass, how often do you receive Holy Communion?



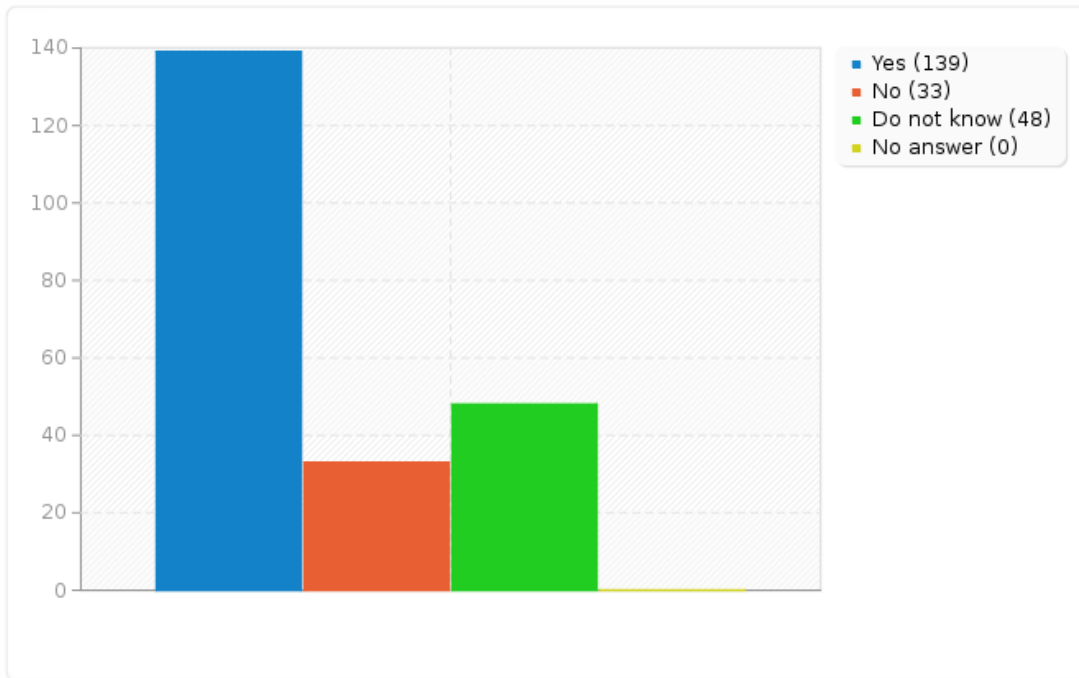
Field summary for Q11

Q11. Does your local church offer Eucharistic adoration on a regular basis?

Answer	Count	Percentage
Yes (A1)	139	63.18%
No (A2)	33	15.00%
Do not know (A3)	48	21.82%
No answer	0	0.00%

Field summary for Q11

Q11. Does your local church offer Eucharistic adoration on a regular basis?



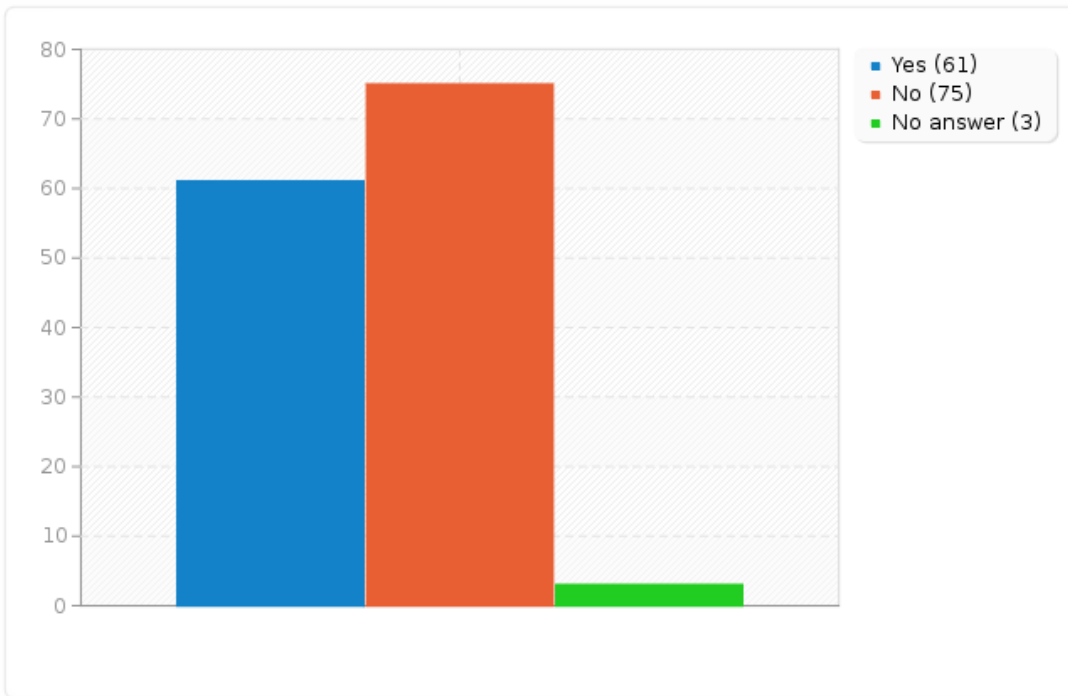
Field summary for Q11a

Q11a. If the answer to Q11. is YES, have you personally participated in the adoration within the last month?

Answer	Count	Percentage
Yes (A1)	61	43.88%
No (A2)	75	53.96%
No answer	3	2.16%

Field summary for Q11a

Q11a. If the answer to Q11. is YES, have you personally participated in the adoration within the last month?



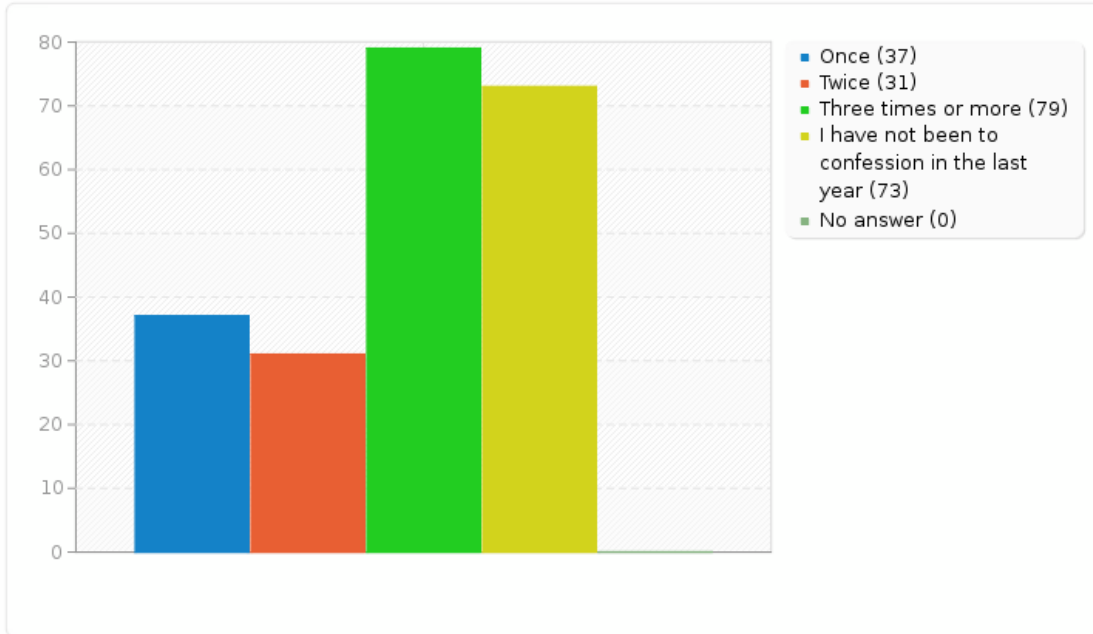
Field summary for Q12

Q12. Within the last year , how often have you participated in the Sacrament of Reconciliation (Confession)?

Answer	Count	Percentage
Once (A1)	37	16.82%
Twice (A2)	31	14.09%
Three times or more (A3)	79	35.91%
I have not been to confession in the last year (A4)	73	33.18%
No answer	0	0.00%

Field summary for Q12

Q12. Within the last year , how often have you participated in the Sacrament of Reconciliation (Confession)?



Field summary for Q13

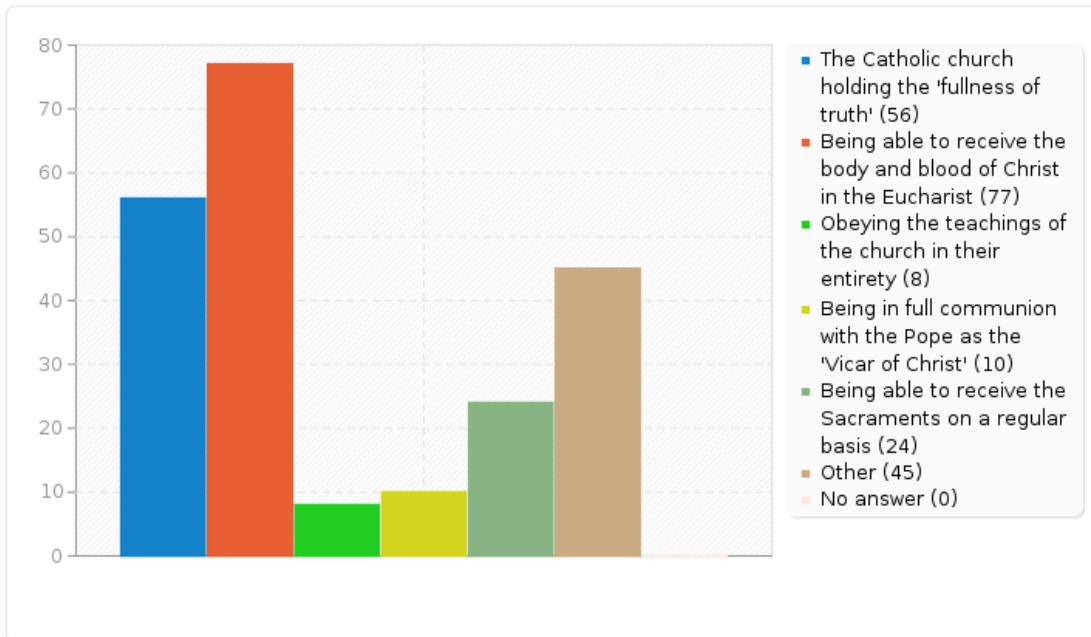
Q13. What aspect of the Catholic faith is the most important to you?

Answer	Count	Percentage
The Catholic church holding the 'fullness of truth' (A1)	56	25.45%
Being able to receive the body and blood of Christ in the Eucharist (A2)	77	35.00%
Obeing the teachings of the church in their entirety (A3)	8	3.64%
Being in full communion with the Pope as the 'Vicar of Christ' (A4)	10	4.55%
Being able to receive the Sacraments on a regular basis (A5)	24	10.91%
Other	45	20.45%
No answer	0	0.00%

ID	Response
14	It is the faith and Church established by Christ himself
34	being connected to a culture that is so ancient, and that has had such a powerful impact on Western Civilization.
35	Worshipping as a community
38	Personal Relationship with Jesus Christ
47	To Love and serve God alone
55	Ethical teaching of Christianity
58	Efforts towards unity of all Christians as stated by St Paul in Eph chpt 4.
68	Sense of God loves all
76	all of the above equally important
84	I no longer attend Catholic church
92	All of the above
98	Living a moral and fulfilling life
103	All of the above
125	This is a ridiculous question to have to answer.
134	All of the above
143	All of the above
160	ALL OF IT! The Sacraments, the fullness of Truth, Jesus, all the saints, communion, the teachings, Theology of the Body, social justice
163	Being fully human
217	Feeling close to god
218	The catholic faith is the basis of my life.
219	none
227	Being Told The Truth
232	The concept of divine justice, that we are all equal before God and universal forgiveness
256	trying to follow in the footsteps of Christ
260	Being part of a community of faith
264	Bringing me to be more Christ like.
278	Communion of faith
287	Golden Rule
339	Outreach to economically marginalized
346	Living out my baptismal call to follow Christ
361	church kicking out the pedophile priests
382	All of the above
424	true Traditional Catholic Church
427	Being a missionary disciple
429	charity
432	Having a good relationship with God
440	Feeling the presence of God
447	I don't know
475	To be always in God's love
485	Belonging to the Body of Christ (and receiving it in the Eucharist) as the community established by Christ himself, for all - saints and sinners, the church of St Peter and of Judas, its historical continuity.
487	practical worship of God through helping the community without discrimination

Field summary for Q13

Q13. What aspect of the Catholic faith is the most important to you?



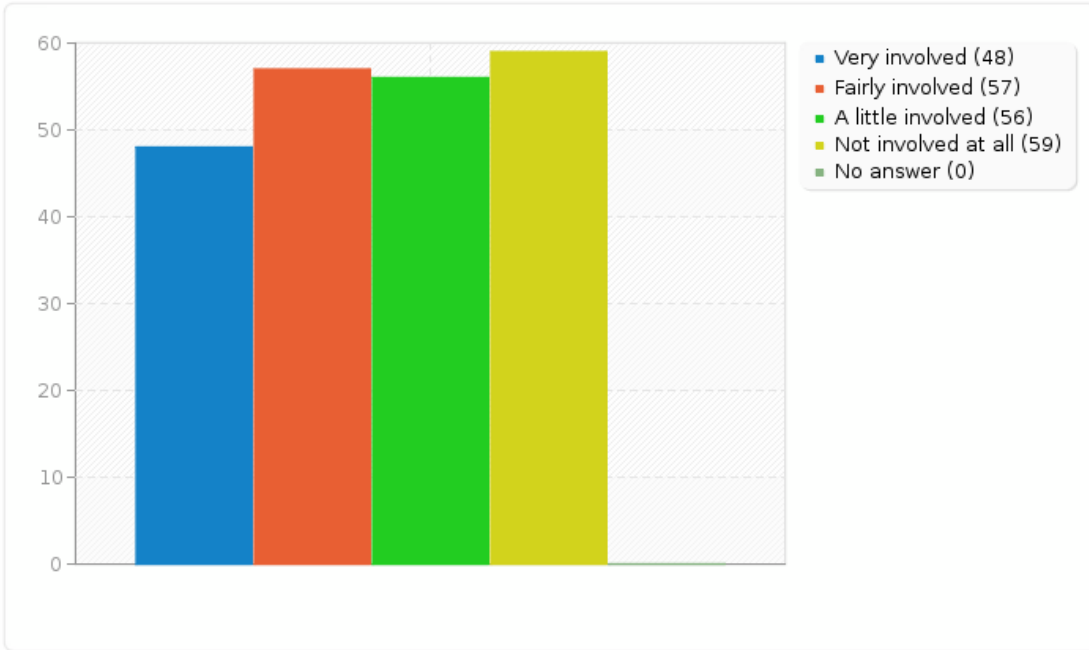
Field summary for Q14

Q14. Other than attending Mass, what is your level of involvement in the activities of your local church and parish?

Answer	Count	Percentage
Very involved (A1)	48	21.82%
Fairly involved (A2)	57	25.91%
A little involved (A3)	56	25.45%
Not involved at all (A4)	59	26.82%
No answer	0	0.00%

Field summary for Q14

Q14. Other than attending Mass, what is your level of involvement in the activities of your local church and parish?



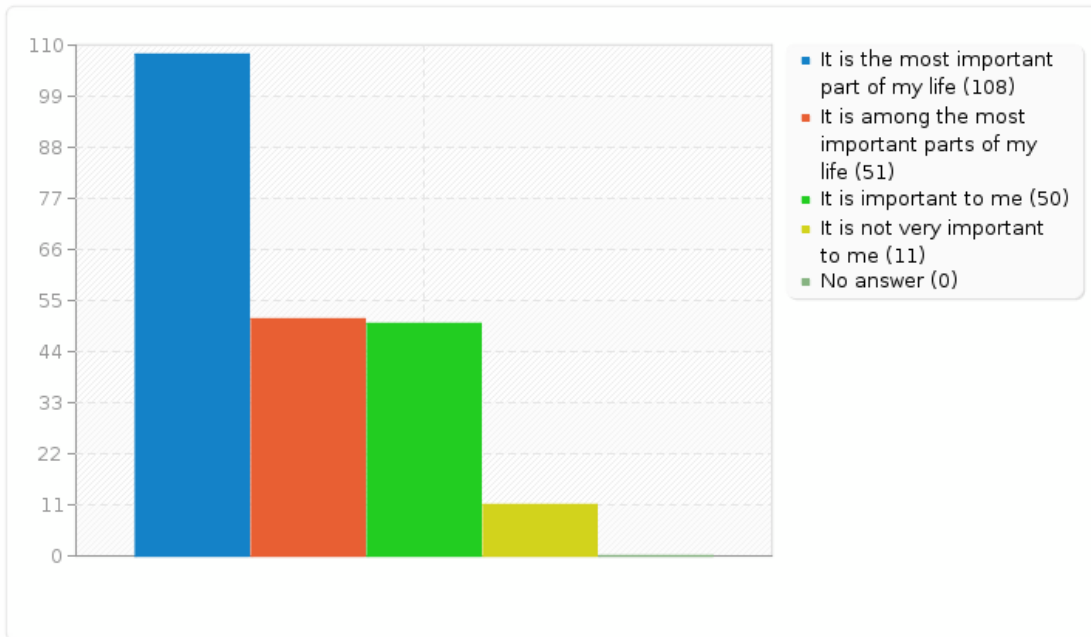
Field summary for Q16

Q16. How important is your Catholic faith to you?

Answer	Count	Percentage
It is the most important part of my life (A1)	108	49.09%
It is among the most important parts of my life (A2)	51	23.18%
It is important to me (A3)	50	22.73%
It is not very important to me (A4)	11	5.00%
No answer	0	0.00%

Field summary for Q16

Q16. How important is your Catholic faith to you?



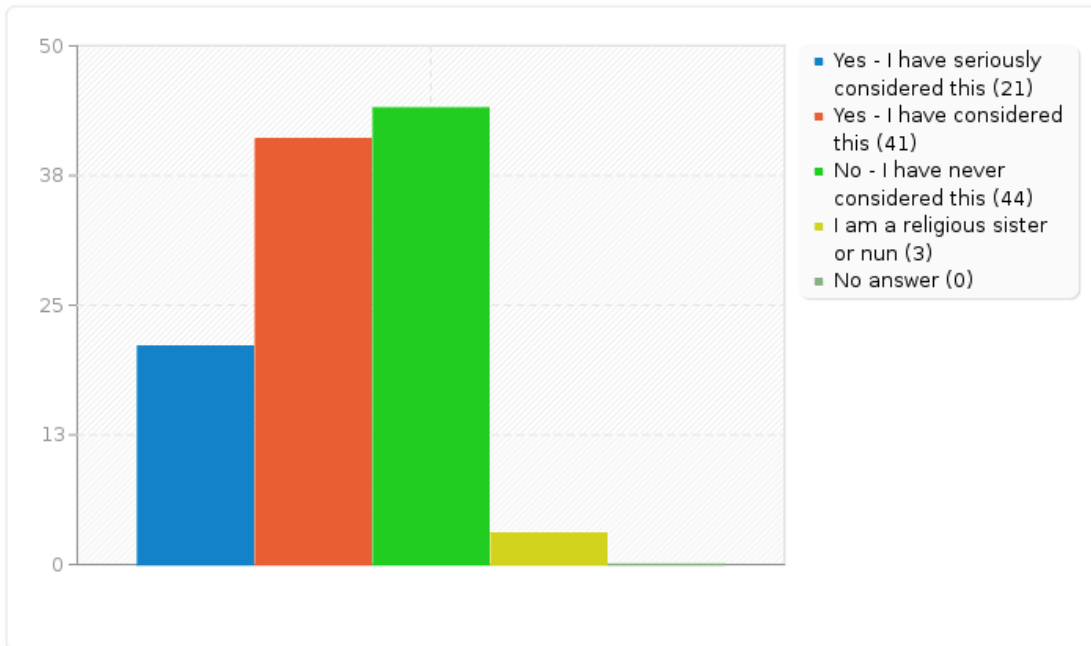
Field summary for r262q0

Q16a. Have you ever considered a vocation as a religious sister or nun?

Answer	Count	Percentage
Yes - I have seriously considered this (A1)	21	19.27%
Yes - I have considered this (A2)	41	37.61%
No - I have never considered this (A3)	44	40.37%
I am a religious sister or nun (A4)	3	2.75%
No answer	0	0.00%

Field summary for r262q0

Q16a. Have you ever considered a vocation as a religious sister or nun?



Field summary for Q16b

Q16b. Have you ever considered a vocation as a priest, religious brother or permanent deacon?

Answer	Count	Percentage
Yes, I have seriously considered this (A1)	29	25.89%
Yes, I have considered this (A2)	34	30.36%
No, I have never considered this (A3)	44	39.29%
I am a priest, religious brother or permanent deacon (A4)	4	3.57%
No answer	1	0.89%

Field summary for Q16b

Q16b. Have you ever considered a vocation as a priest, religious brother or permanent deacon?

