

Quick statistics

Survey 6 'Protestant Survey'

Results

Survey 6

Number of records in this query:	115
Total records in survey:	115
Percentage of total:	100.00%

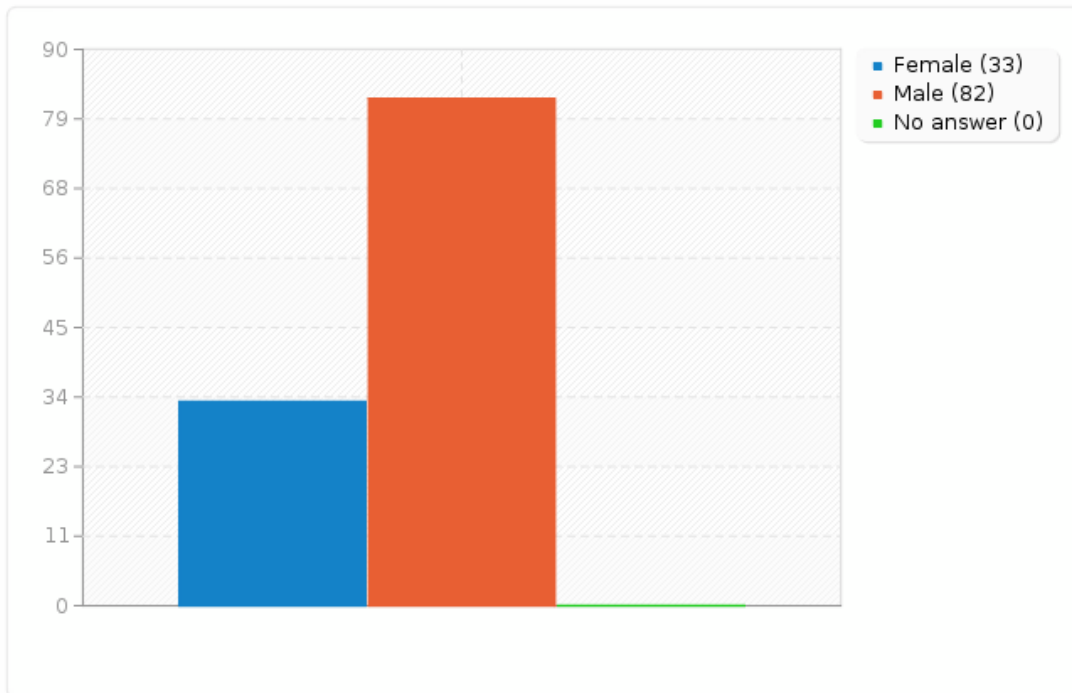
Field summary for Q2

Q2. What is your gender?

Answer	Count	Percentage
Female (A1)	33	28.70%
Male (A2)	82	71.30%
No answer	0	0.00%

Field summary for Q2

Q2. What is your gender?



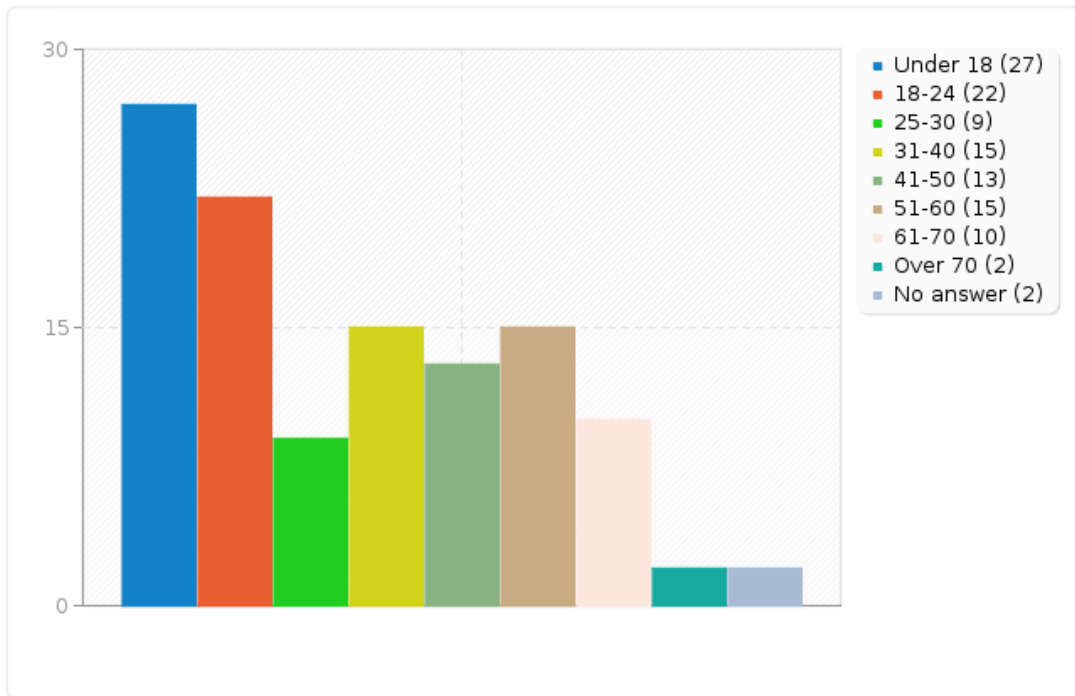
Field summary for Q5

Q5. What is your age range?

Answer	Count	Percentage
Under 18 (A1)	27	23.48%
18-24 (A2)	22	19.13%
25-30 (A3)	9	7.83%
31-40 (A4)	15	13.04%
41-50 (A5)	13	11.30%
51-60 (A6)	15	13.04%
61-70 (A7)	10	8.70%
Over 70 (A8)	2	1.74%
No answer	2	1.74%

Field summary for Q5

Q5. What is your age range?



Field summary for Q6

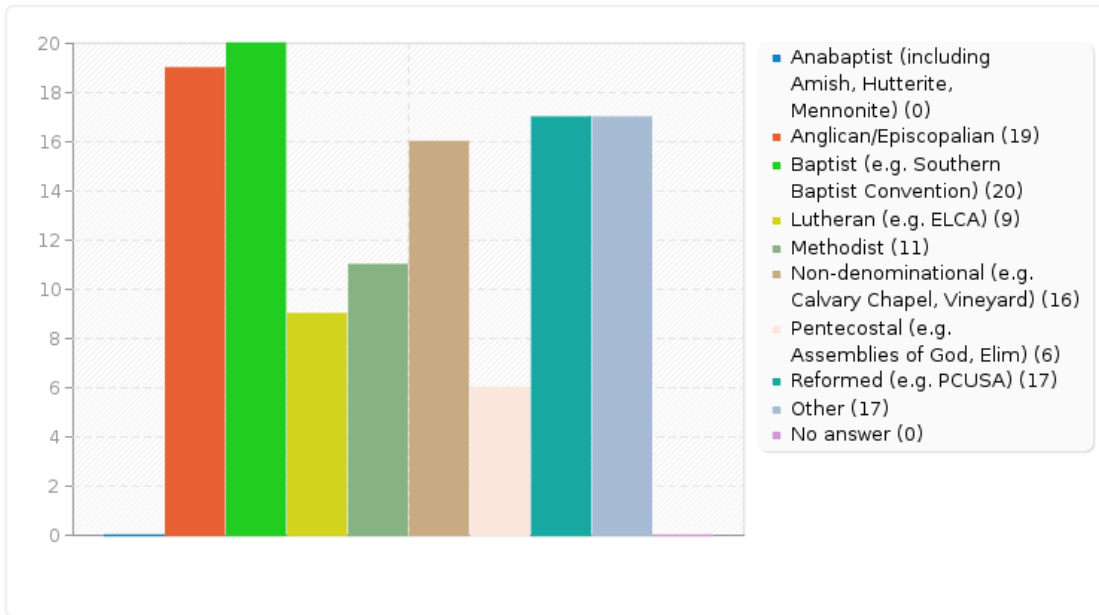
Q6. To which denominational group or family do you currently belong?

Answer	Count	Percentage
Anabaptist (including Amish, Hutterite, Mennonite) (A1)	0	0.00%
Anglican/Episcopalian (A2)	19	16.52%
Baptist (e.g. Southern Baptist Convention) (A3)	20	17.39%
Lutheran (e.g. ELCA) (A4)	9	7.83%
Methodist (A5)	11	9.57%
Non-denominational (e.g. Calvary Chapel, Vineyard) (A6)	16	13.91%
Pentecostal (e.g. Assemblies of God, Elim) (A7)	6	5.22%
Reformed (e.g. PCUSA) (A8)	17	14.78%
Other	17	14.78%
No answer	0	0.00%

ID	Response
8	Evangelical Free
48	orthodox
53	Christian and Missionary Alliance
57	FSM
59	Presbyterian
127	Atheist
137	7th day adv.
182	United Church of Christ
226	doc
254	Independant Evangelical
302	Charismatic
306	congregational
315	Congregationalist
327	PCA
328	independent
384	Catholic

Field summary for Q6

Q6. To which denominational group or family do you currently belong?



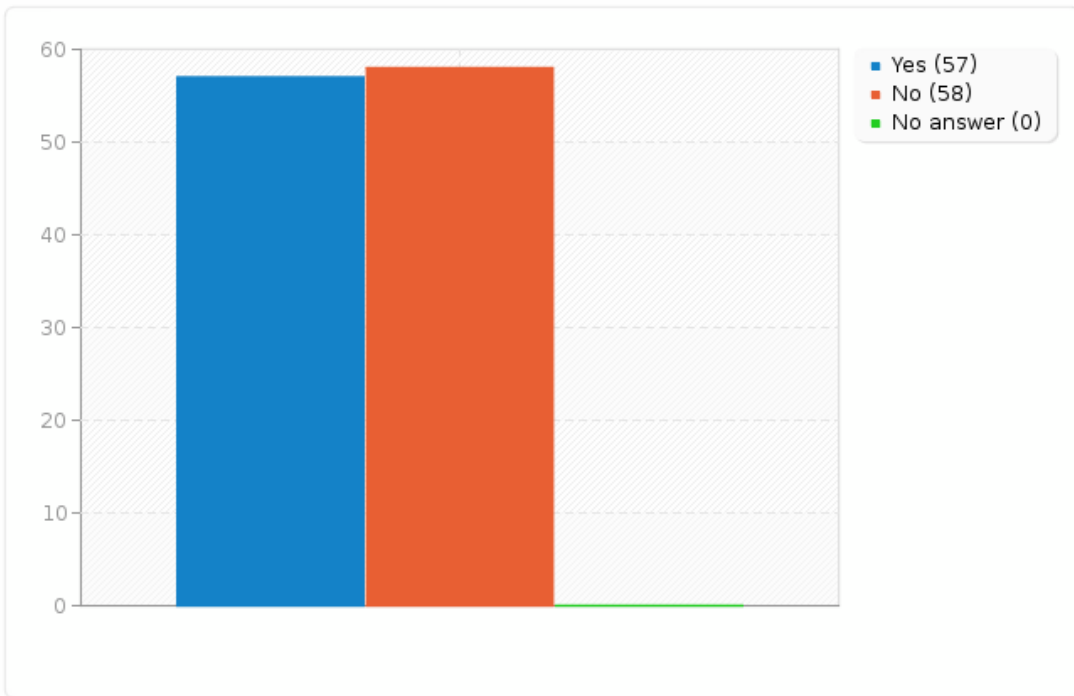
Field summary for Q7

Q7. Have you always belonged to that particular denominational group or family?

Answer	Count	Percentage
Yes (A1)	57	49.57%
No (A2)	58	50.43%
No answer	0	0.00%

Field summary for Q7

Q7. Have you always belonged to that particular denominational group or family?



Field summary for Q7a

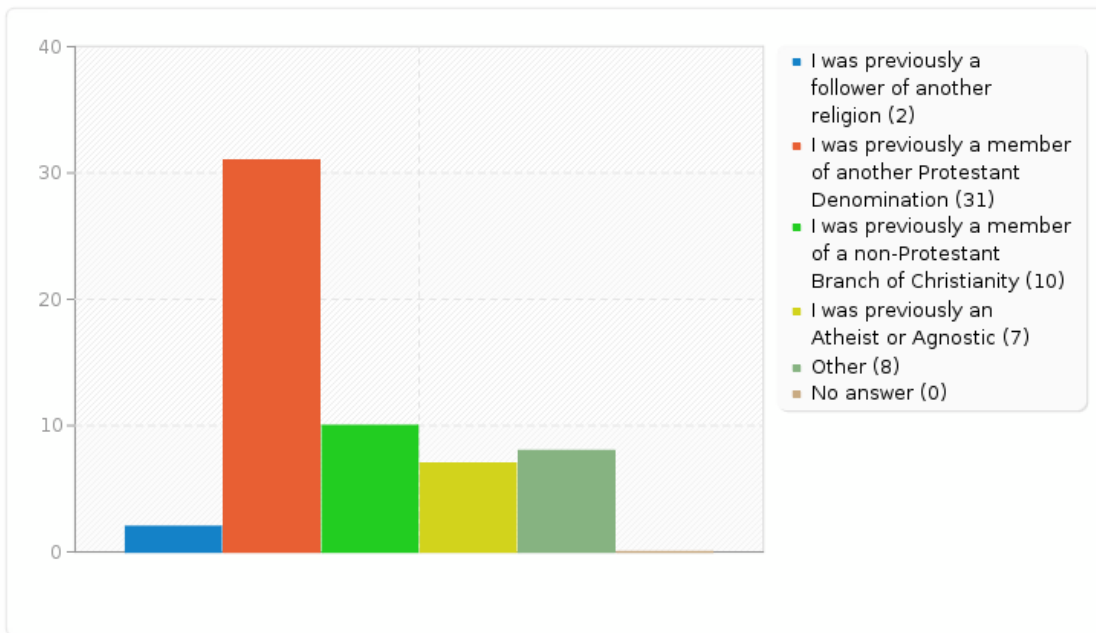
Q7a. If you answered NO in Q7, what was your position immediately before this?

Answer	Count	Percentage
I was previously a follower of another religion (A1)	2	3.45%
I was previously a member of another Protestant Denomination (A2)	31	53.45%
I was previously a member of a non-Protestant Branch of Christianity (A3)	10	17.24%
I was previously an Atheist or Agnostic (A4)	7	12.07%
Other	8	13.79%
No answer	0	0.00%

ID	Response
8	United Methodist
120	A Catholic
129	Catholic
213	i hate religion
281	I was previously a member of a non-denominational protestant church
327	Mennonite Brethren
419	Non-denominational
455	I had no belief

Field summary for Q7a

Q7a. If you answered NO in Q7, what was your position immediately before this?



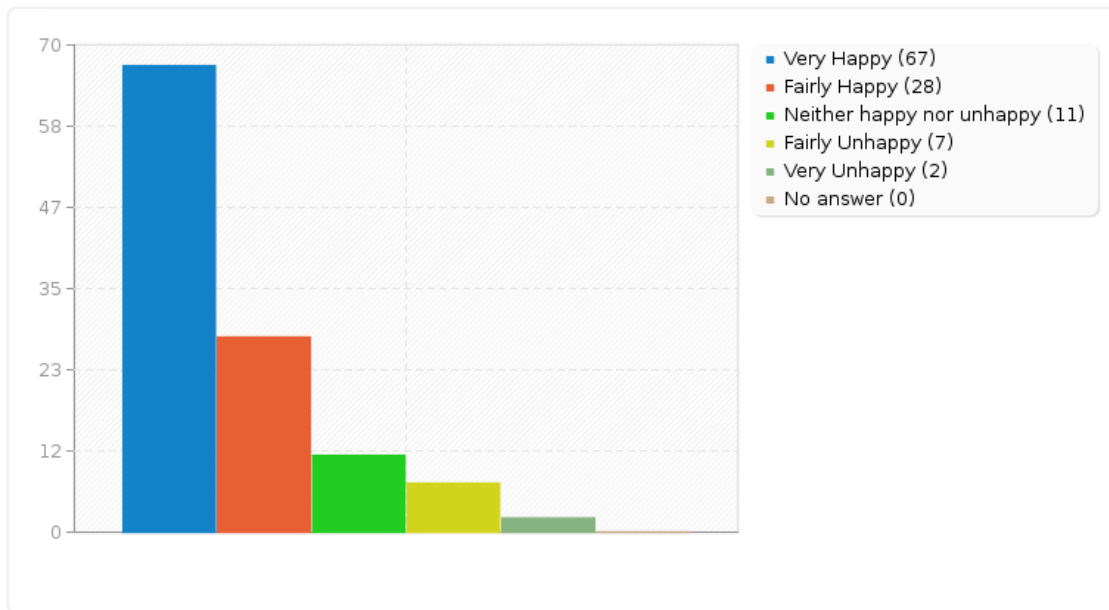
Field summary for Q8

Q8. How happy would you say that you are in your denominational group or family?

Answer	Count	Percentage
Very Happy (A1)	67	58.26%
Fairly Happy (A2)	28	24.35%
Neither happy nor unhappy (A3)	11	9.57%
Fairly Unhappy (A4)	7	6.09%
Very Unhappy (A5)	2	1.74%
No answer	0	0.00%

Field summary for Q8

Q8. How happy would you say that you are in your denominational group or family?



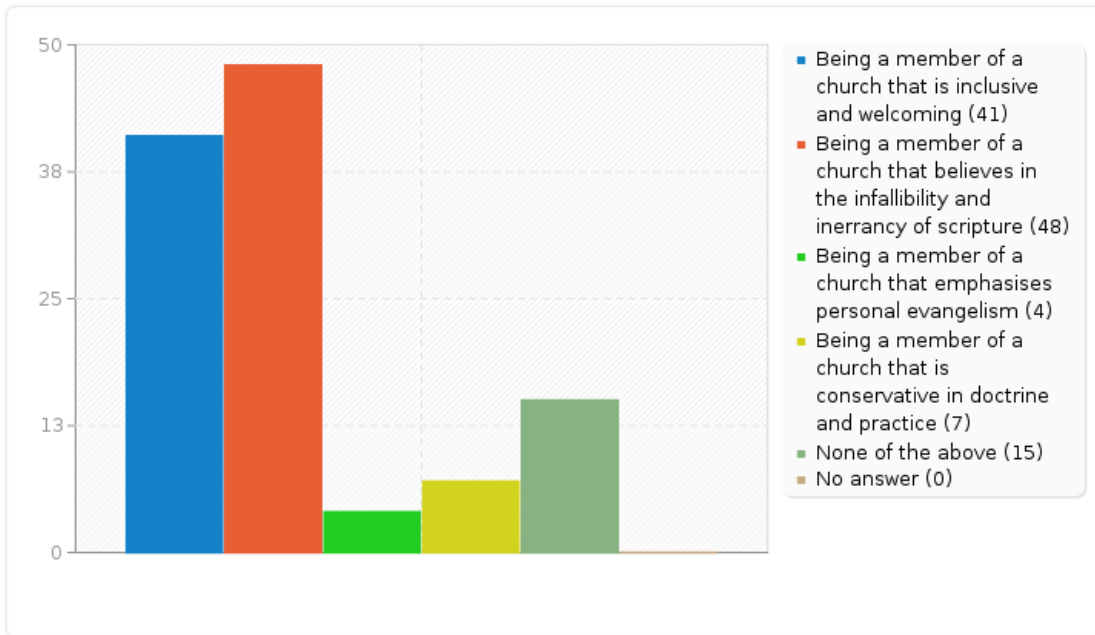
Field summary for Q9

Q9. Which of the following statements is most important to you in selecting a church?

Answer	Count	Percentage
Being a member of a church that is inclusive and welcoming (A1)	41	35.65%
Being a member of a church that believes in the infallibility and inerrancy of scripture (A2)	48	41.74%
Being a member of a church that emphasises personal evangelism (A3)	4	3.48%
Being a member of a church that is conservative in doctrine and practice (A4)	7	6.09%
None of the above (A5)	15	13.04%
No answer	0	0.00%

Field summary for Q9

Q9. Which of the following statements is most important to you in selecting a church?



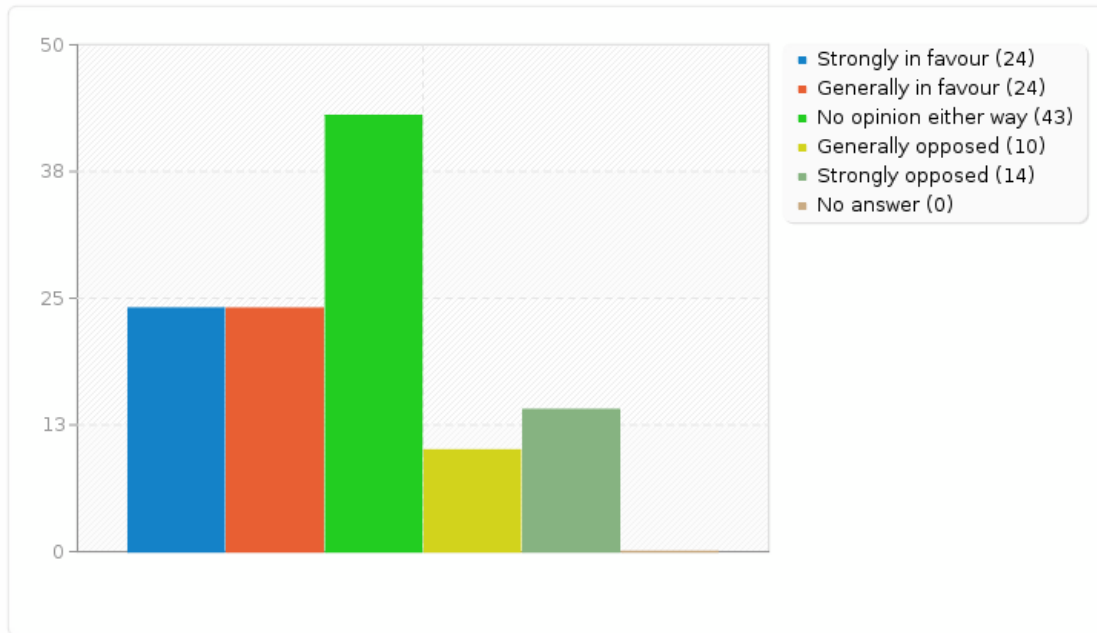
Field summary for Q10

Q10. What is your personal view of the Ecumenical movement?

Answer	Count	Percentage
Strongly in favour (A1)	24	20.87%
Generally in favour (A2)	24	20.87%
No opinion either way (A3)	43	37.39%
Generally opposed (A4)	10	8.70%
Strongly opposed (A5)	14	12.17%
No answer	0	0.00%

Field summary for Q10

Q10. What is your personal view of the Ecumenical movement?



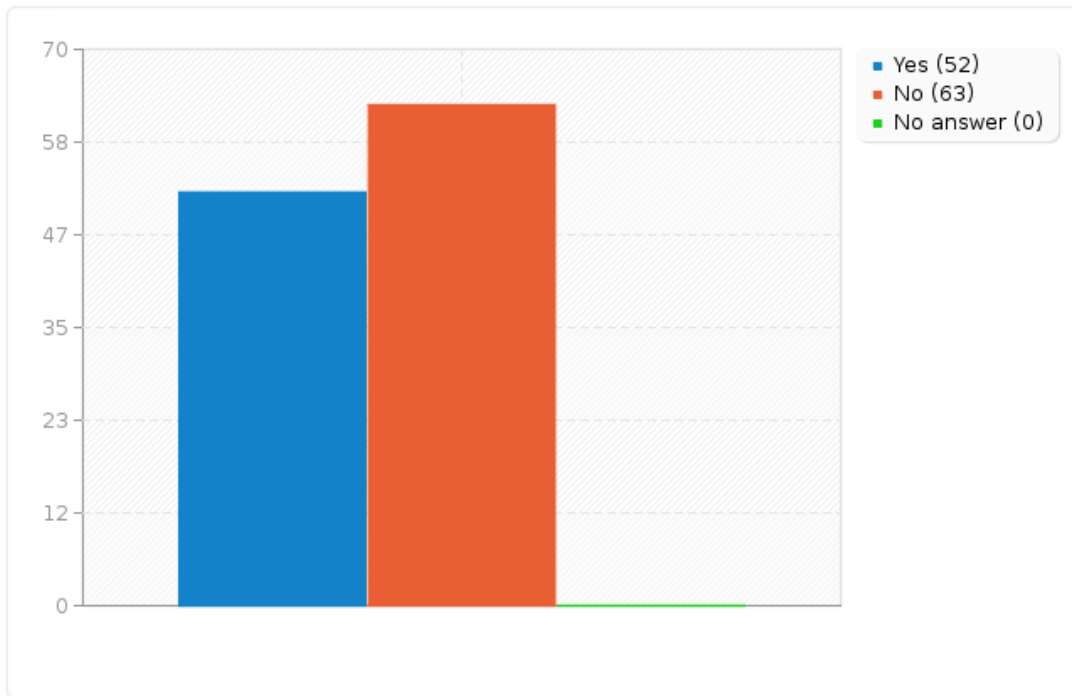
Field summary for Q11

Q11. Have you ever participated in an ecumenical service with Christians of other denominations/traditions?

Answer	Count	Percentage
Yes (A1)	52	45.22%
No (A2)	63	54.78%
No answer	0	0.00%

Field summary for Q11

Q11. Have you ever participated in an ecumenical service with Christians of other denominations/traditions?



Field summary for Q11a

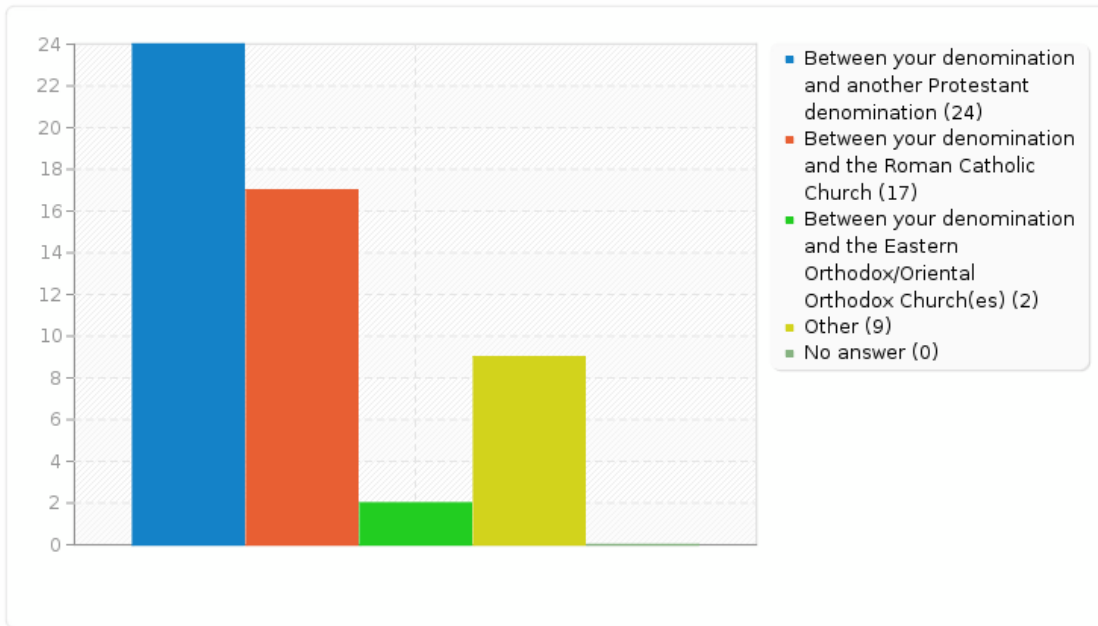
Q11a. If you answered YES to Q11, was the ecumenical service(s) you have attended:

Answer	Count	Percentage
Between your denomination and another Protestant denomination (A1)	24	46.15%
Between your denomination and the Roman Catholic Church (A2)	17	32.69%
Between your denomination and the Eastern Orthodox/Oriental Orthodox Church(es) (A3)	2	3.85%
Other	9	17.31%
No answer	0	0.00%

ID	Response
8	Both one and two above
120	At an Amway meeting
147	all of them
176	All christian churches in the local area
182	BOTH: other Protestant & Catholic
228	all of the above
281	Between my denomination other protestants and catholics
328	regional
455	Between Christians of all denominations (I think 12 flavours were represented)

Field summary for Q11a

Q11a. If you answered YES to Q11, was the ecumenical service(s) you have attended:



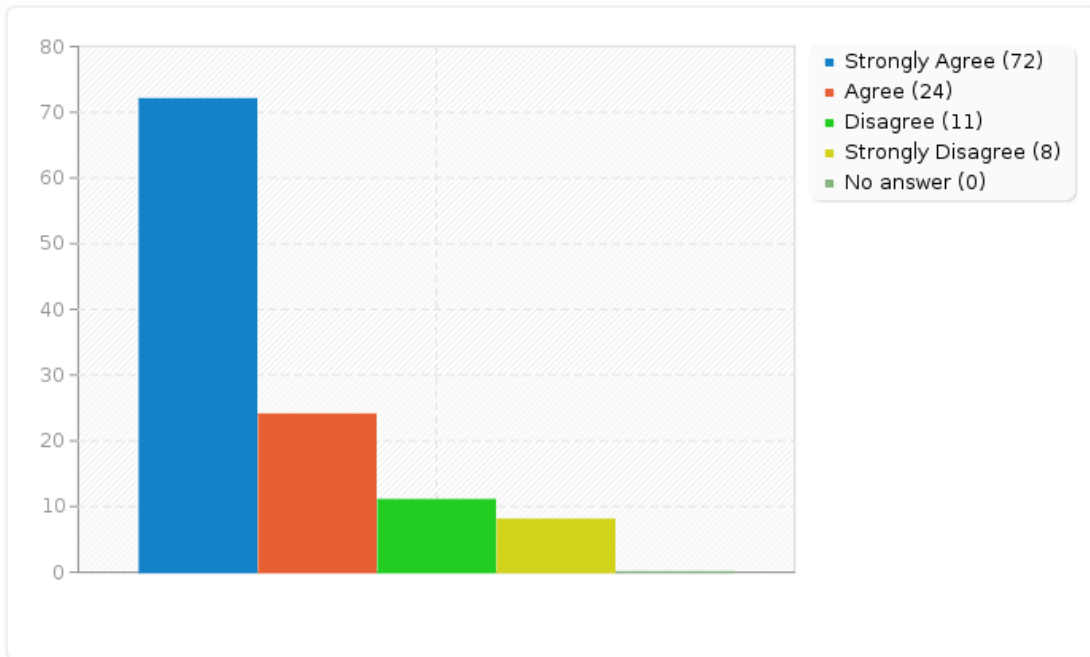
Field summary for Q14

Q14. What is your view of the following statement: 'The Bible is the infallible and inerrant Word of God'?

Answer	Count	Percentage
Strongly Agree (A1)	72	62.61%
Agree (A2)	24	20.87%
Disagree (A3)	11	9.57%
Strongly Disagree (A4)	8	6.96%
No answer	0	0.00%

Field summary for Q14

Q14. What is your view of the following statement: 'The Bible is the infallible and inerrant Word of God'?



Field summary for Q15

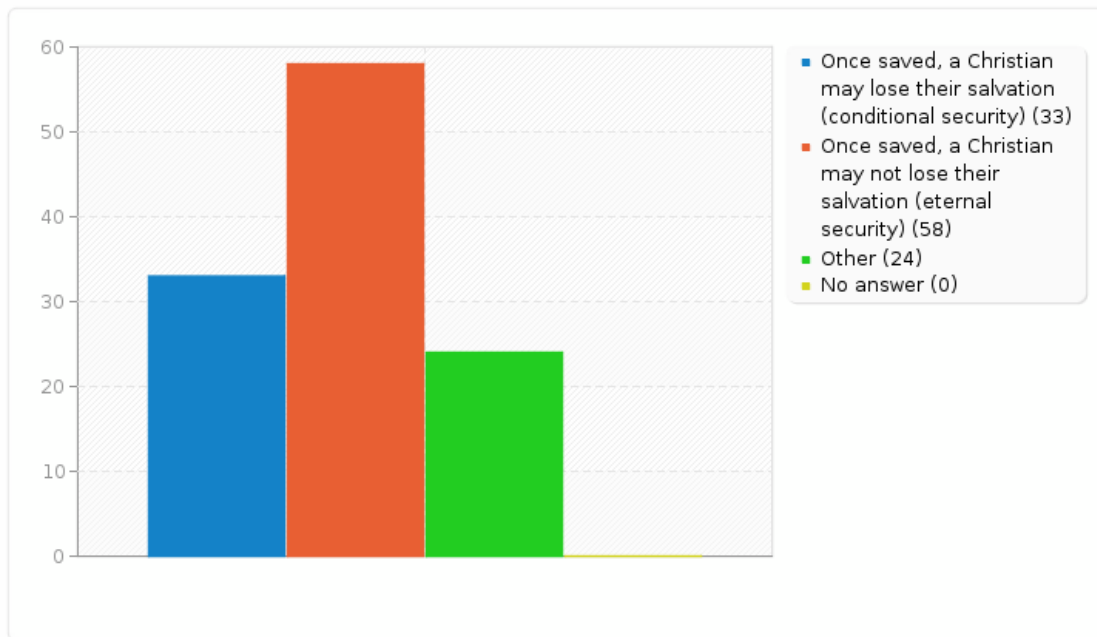
Q15. Which of the following most closely represents your view regarding the security of salvation?

Answer	Count	Percentage
Once saved, a Christian may lose their salvation (conditional security) (A1)	33	28.70%
Once saved, a Christian may not lose their salvation (eternal security) (A2)	58	50.43%
Other	24	20.87%
No answer	0	0.00%

ID	Response
1	Uncertain
3	People who holds the true faith in Christ will be saved. There is no tense for salvation. Eventually Christ is the one to judge.
8	Salvation's work was done completely on the Cross. My redemption is a process I am immediately and always entitled to because of that work. This "entitlement" is secured for me forever.
36	Double predestination
46	not sure
48	It's confusing
56	I have been saved, I am being saved, and I hope to be saved. Salvation is not a one-time thing as evangelicals and/or born-again Christians like to claim.
125	Accepting Christ and striving to living according to his example ensures the security of one's salvation
126	Once saved a TRUE Christian has the secure hope of heaven as evidenced by his fruit and rejection of sin, with the ultimate revelation as to who is Christ's at his coming. So, in a way, eternal security, but not "easy believism"
127	there is no salvation
182	We are God's regardless of our actions or beliefs. Jesus teaches us to be participants in our salvation, by helping and serving others
209	conditional security, as well as trinitarian universalism
213	you can only save yourself
232	If elected by God a Christian will not lose salvation
242	God does the savin go all
248	Those whose name was written in the Book of Life will be saved
281	people can choose not to partake in gods redemption of the world
295	I'm not sure at the moment.
315	No belief in salvation.
381	I don't know
382	Once lost it can be regained back
410	As I do not believe in salvation, it is not a major issue to me. It is ultimately the decision of churches and religious bodies
453	if you are truely saved and are born again, you wont drift away from God. that doesnt mean that you wont sin because we are only human; it means that our heart and spirit will know God personally and your knowledge of the living God and fear of him wont allow you to draw away. I believe that it isnt as simple as losing or not losing your salvation, but whether you were actually saved in the first place. however, who am I to judge whether someone is saved or not. Surely only God has that authority.
455	shades of grey

Field summary for Q15

Q15. Which of the following most closely represents your view regarding the security of salvation?



Field summary for Q16

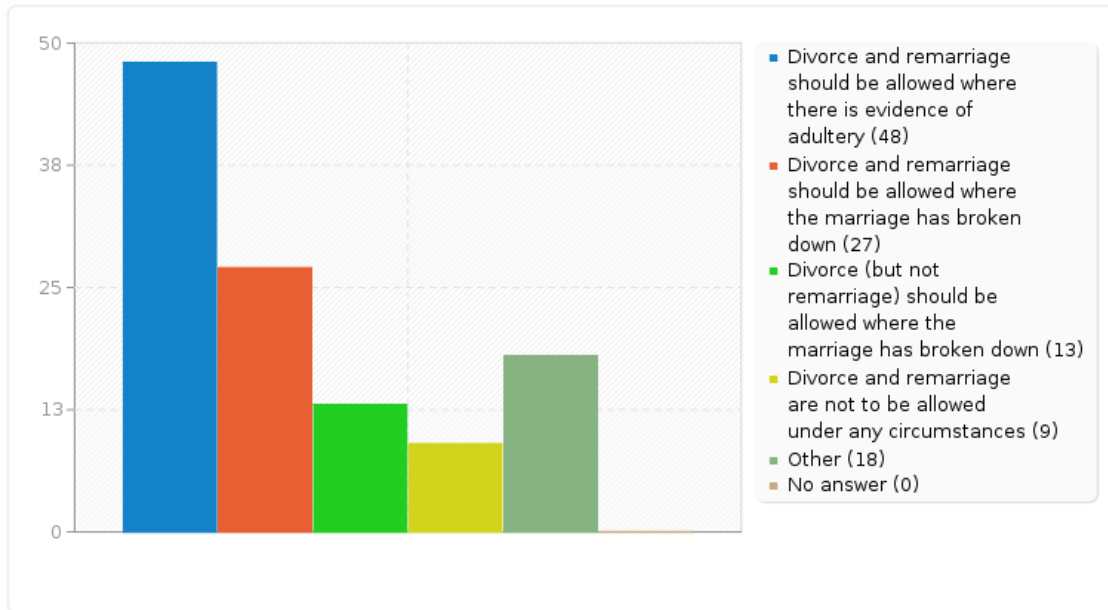
Q16. What is your position on the availability of Divorce for Christians?

Answer	Count	Percentage
Divorce and remarriage should be allowed where there is evidence of adultery (A1)	48	41.74%
Divorce and remarriage should be allowed where the marriage has broken down (A2)	27	23.48%
Divorce (but not remarriage) should be allowed where the marriage has broken down (A3)	13	11.30%
Divorce and remarriage are not to be allowed under any circumstances (A4)	9	7.83%
Other	18	15.65%
No answer	0	0.00%

ID	Response
8	"Divorce" as a civil term should be available whenever great hard is caused by continuing the civil bond. As a theological term, it is not a matter of allowability. It is impossible to separate what God joins.
12	adultery or abuse
126	Divorce should only be considered where there is UNREPENTANT adultery or UNRESOLVABLE Abandonment. Adultery can be healed, and relationships restores, but otherwise, divorce and remarriage should never be allowed.
127	#1 and 2
169	Divorce and remarriage should be allowed under any circumstances.
177	Only under extreme circumstances should Divorce be considered.
213	divorce should be allowed because its not religions choice to decide
221	unsure
228	Divorce and remarriage are against God's sovereign will but He allows it under His permissive will. It's a mixed economy.
232	too complex to be answered in such a way
294	If I divorced I'd feel stupid marrying again.
328	violence etc
384	Not sure
410	Divorce should be allowed in the cases of broken marriages, domestic abuse and adultery.
449	Divorce and remarriage should be avoided at all costs but at the same time need to be treated on a case by case basis.
453	Only they can choose for themselves. If God wills.
455	Divorce and marriage and remarriage are never undertaken lightly, therefore should always be allowed in all circumstances

Field summary for Q16

Q16. What is your position on the availability of Divorce for Christians?



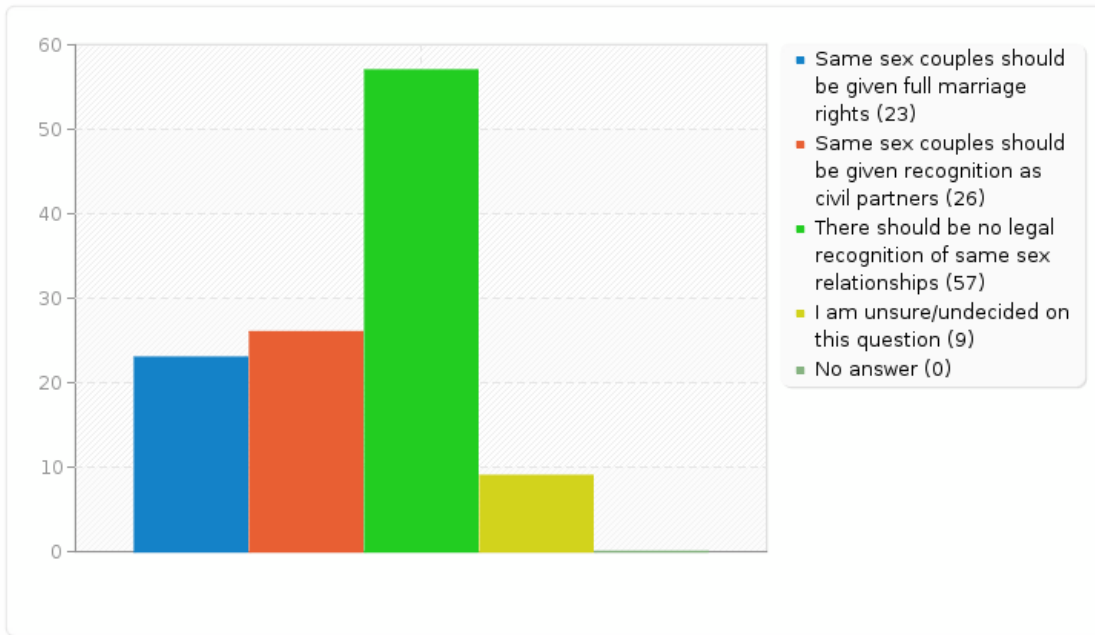
Field summary for Q17

Q17. What legal provision should be made regarding same sex relationships?

Answer	Count	Percentage
Same sex couples should be given full marriage rights (A1)	23	20.00%
Same sex couples should be given recognition as civil partners (A2)	26	22.61%
There should be no legal recognition of same sex relationships (A3)	57	49.57%
I am unsure/undecided on this question (A4)	9	7.83%
No answer	0	0.00%

Field summary for Q17

Q17. What legal provision should be made regarding same sex relationships?



Field summary for Q18**Q18. What is your view of Abortion?**

Answer	Count	Percentage
Abortion is never justified in any circumstance (A1)	26	22.61%
Abortion is equivalent to murder of the unborn child (A2)	31	26.96%
Abortion is justified only when the life of the mother is in danger (A3)	41	35.65%
Abortion is justifiable as and when the mother decides it is (A4)	17	14.78%
No answer	0	0.00%

Field summary for Q18

Q18. What is your view of Abortion?

