

---

## Results

### Survey 2

---

Number of records in this query:	384
Total records in survey:	384
Percentage of total:	100.00%

---

Field summary for Q7

Q7. Apart from Baptisms, Weddings and Funerals, how often do you attend Mass?

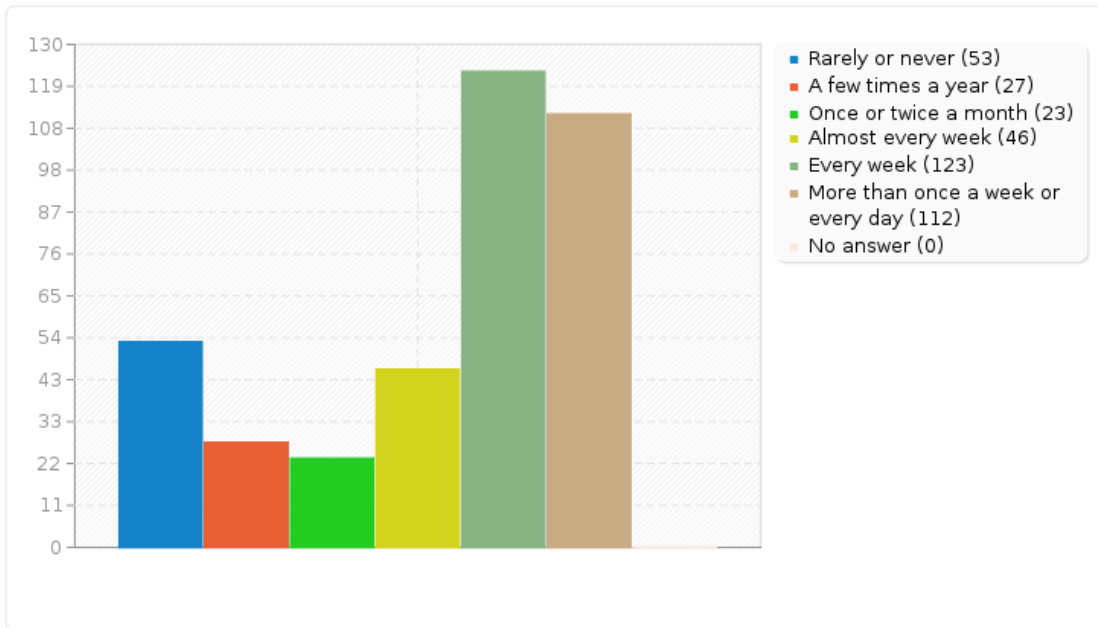
---

<b>Answer</b>	<b>Count</b>	<b>Percentage</b>
Rarely or never (A1)	53	13.80%
A few times a year (A2)	27	7.03%
Once or twice a month (A3)	23	5.99%
Almost every week (A4)	46	11.98%
Every week (A5)	123	32.03%
More than once a week or every day (A6)	112	29.17%
No answer	0	0.00%

## Field summary for Q7

Q7. Apart from Baptisms, Weddings and Funerals, how often do you attend Mass?

---



---

Field summary for Q8(SQ001)

Q8. For each of the categories relating to the Mass below, rate each one by importance. [Having the Mass in a language you can understand]

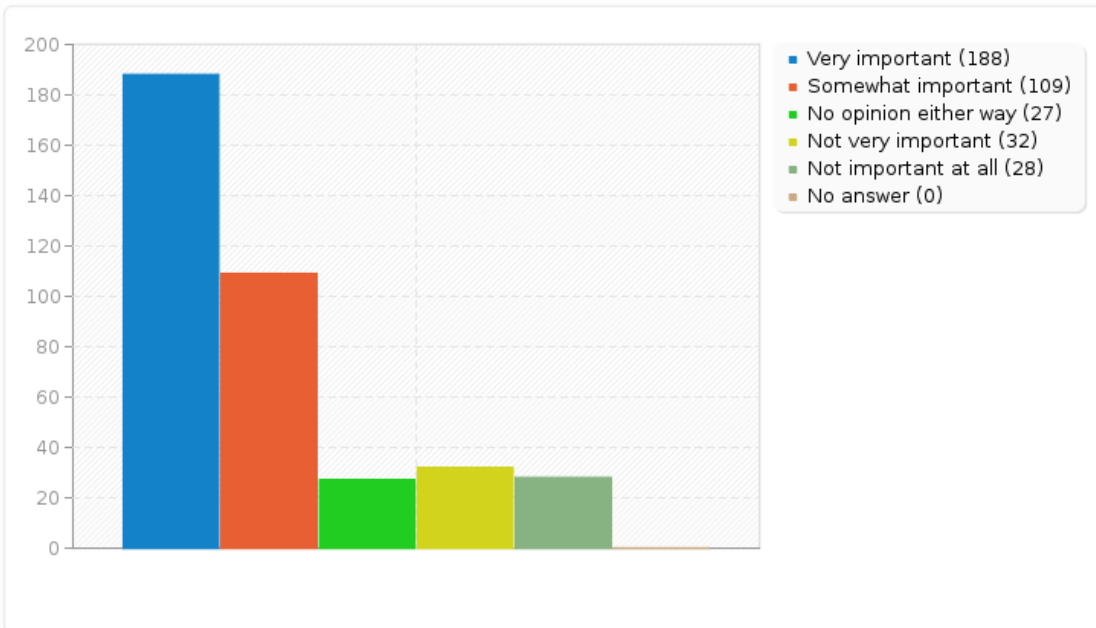
---

<b>Answer</b>	<b>Count</b>	<b>Percentage</b>
Very important (A1)	188	48.96%
Somewhat important (A2)	109	28.39%
No opinion either way (A3)	27	7.03%
Not very important (A4)	32	8.33%
Not important at all (A5)	28	7.29%
No answer	0	0.00%

Field summary for Q8(SQ001)

Q8. For each of the categories relating to the Mass below, rate each one by importance. [Having the Mass in a language you can understand]

---



---

Field summary for Q8(SQ002)

Q8. For each of the categories relating to the Mass below, rate each one by importance. [Listening to the Homily]

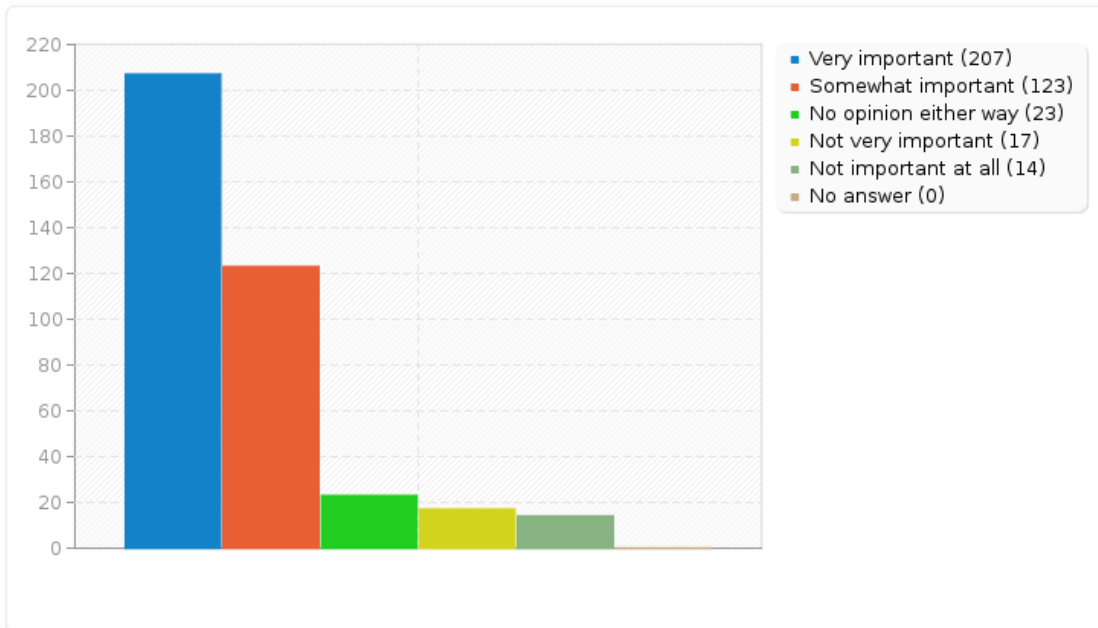
---

<b>Answer</b>	<b>Count</b>	<b>Percentage</b>
Very important (A1)	207	53.91%
Somewhat important (A2)	123	32.03%
No opinion either way (A3)	23	5.99%
Not very important (A4)	17	4.43%
Not important at all (A5)	14	3.65%
No answer	0	0.00%

Field summary for Q8(SQ002)

Q8. For each of the categories relating to the Mass below, rate each one by importance. [Listening to the Homily]

---



---

Field summary for Q8(SQ003)

Q8. For each of the categories relating to the Mass below, rate each one by importance. [Worshipping with fellow Catholics]

---

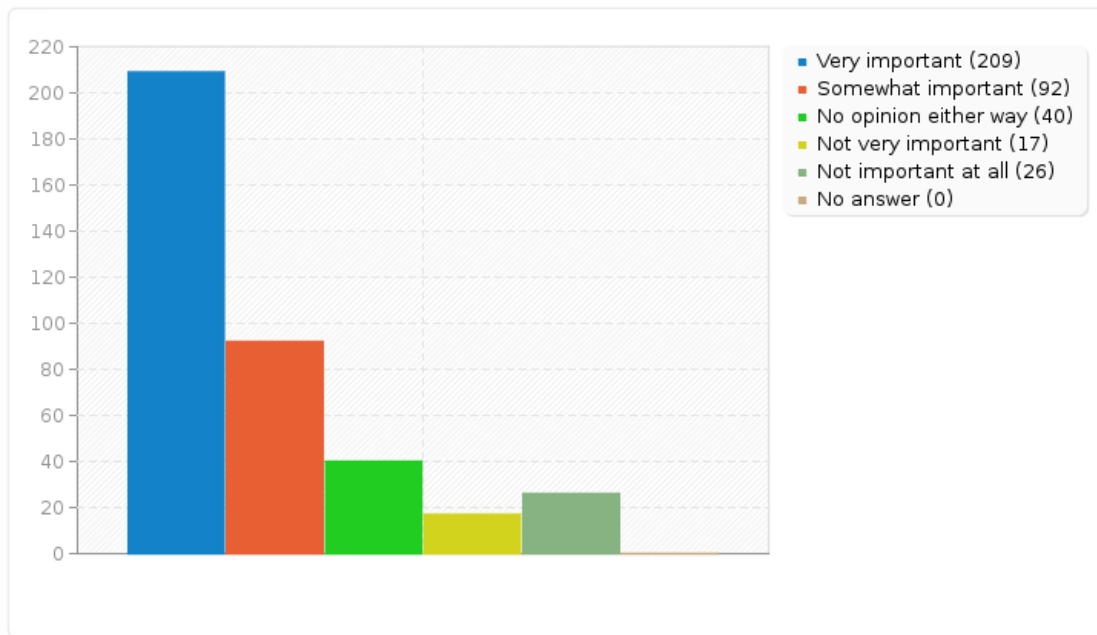
<b>Answer</b>	<b>Count</b>	<b>Percentage</b>
Very important (A1)	209	54.43%
Somewhat important (A2)	92	23.96%
No opinion either way (A3)	40	10.42%
Not very important (A4)	17	4.43%
Not important at all (A5)	26	6.77%
No answer	0	0.00%



Field summary for Q8(SQ003)

Q8. For each of the categories relating to the Mass below, rate each one by importance. [Worshipping with fellow Catholics]

---



---

Field summary for Q8(SQ004)

Q8. For each of the categories relating to the Mass below, rate each one by importance. [Confession of Sin]

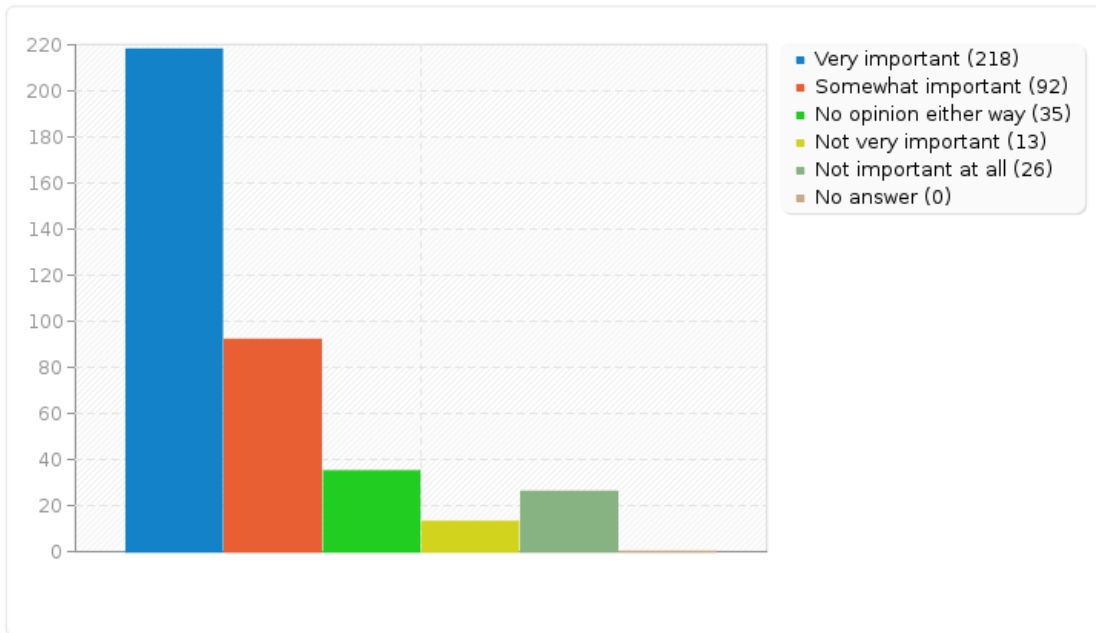
---

<b>Answer</b>	<b>Count</b>	<b>Percentage</b>
Very important (A1)	218	56.77%
Somewhat important (A2)	92	23.96%
No opinion either way (A3)	35	9.11%
Not very important (A4)	13	3.39%
Not important at all (A5)	26	6.77%
No answer	0	0.00%

Field summary for Q8(SQ004)

Q8. For each of the categories relating to the Mass below, rate each one by importance. [Confession of Sin]

---



---

Field summary for Q8(SQ005)

Q8. For each of the categories relating to the Mass below, rate each one by importance. [The type of church and decoration within it]

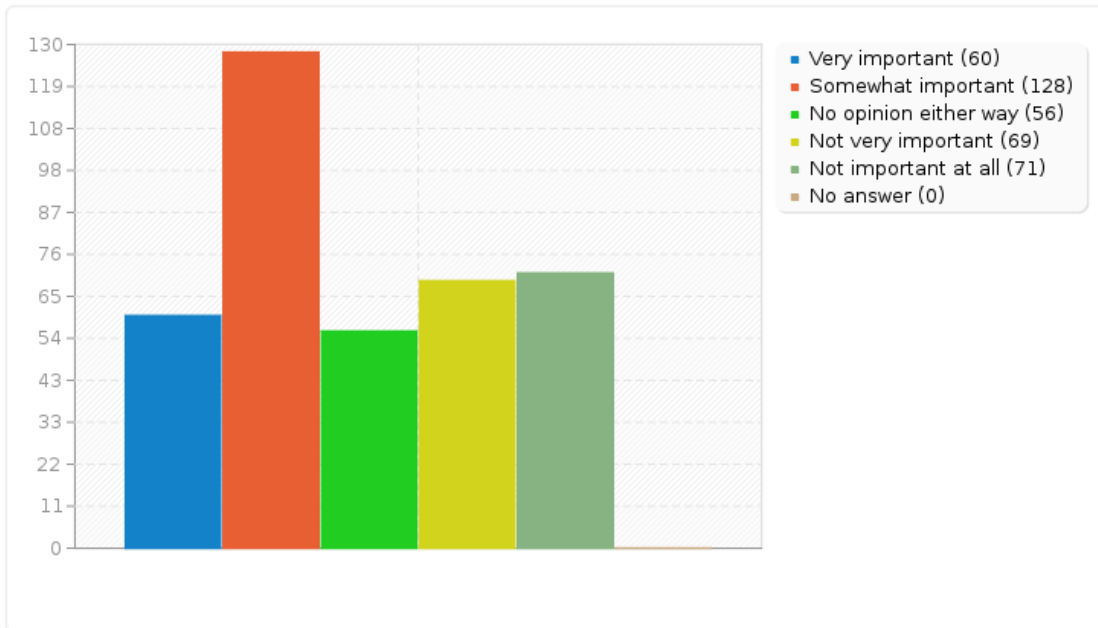
---

<b>Answer</b>	<b>Count</b>	<b>Percentage</b>
Very important (A1)	60	15.62%
Somewhat important (A2)	128	33.33%
No opinion either way (A3)	56	14.58%
Not very important (A4)	69	17.97%
Not important at all (A5)	71	18.49%
No answer	0	0.00%

Field summary for Q8(SQ005)

Q8. For each of the categories relating to the Mass below, rate each one by importance. [The type of church and decoration within it]

---



---

Field summary for Q8(SQ006)

Q8. For each of the categories relating to the Mass below, rate each one by importance. [Listening to the Gospel and other readings]

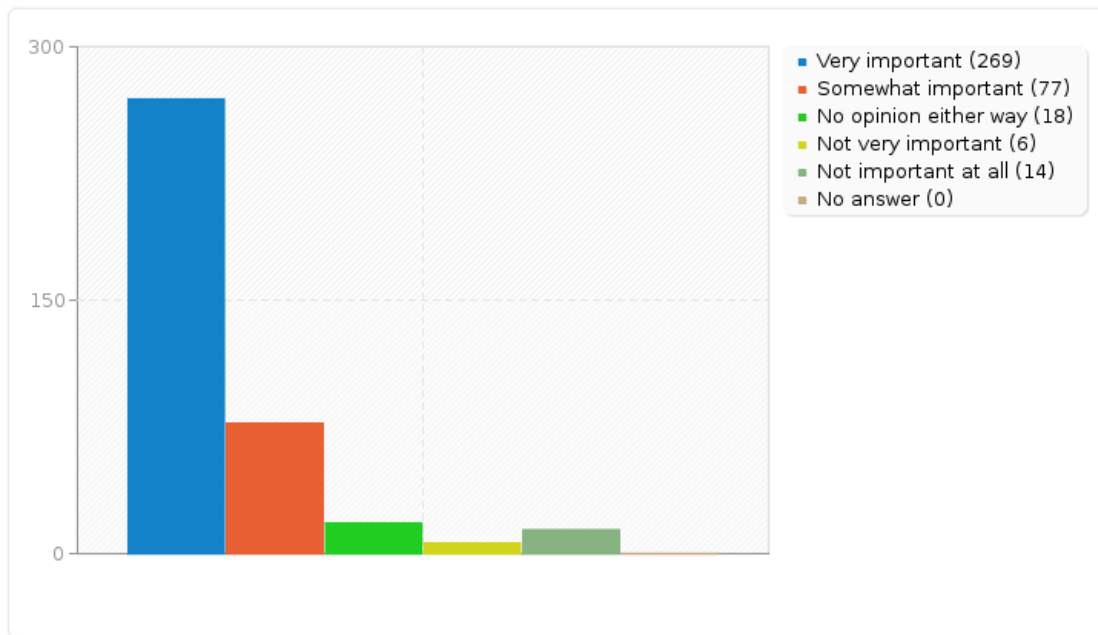
---

<b>Answer</b>	<b>Count</b>	<b>Percentage</b>
Very important (A1)	269	70.05%
Somewhat important (A2)	77	20.05%
No opinion either way (A3)	18	4.69%
Not very important (A4)	6	1.56%
Not important at all (A5)	14	3.65%
No answer	0	0.00%

Field summary for Q8(SQ006)

Q8. For each of the categories relating to the Mass below, rate each one by importance. [Listening to the Gospel and other readings]

---



---

Field summary for Q8(SQ007)

Q8. For each of the categories relating to the Mass below, rate each one by importance. [Feeling the presence of God]

---

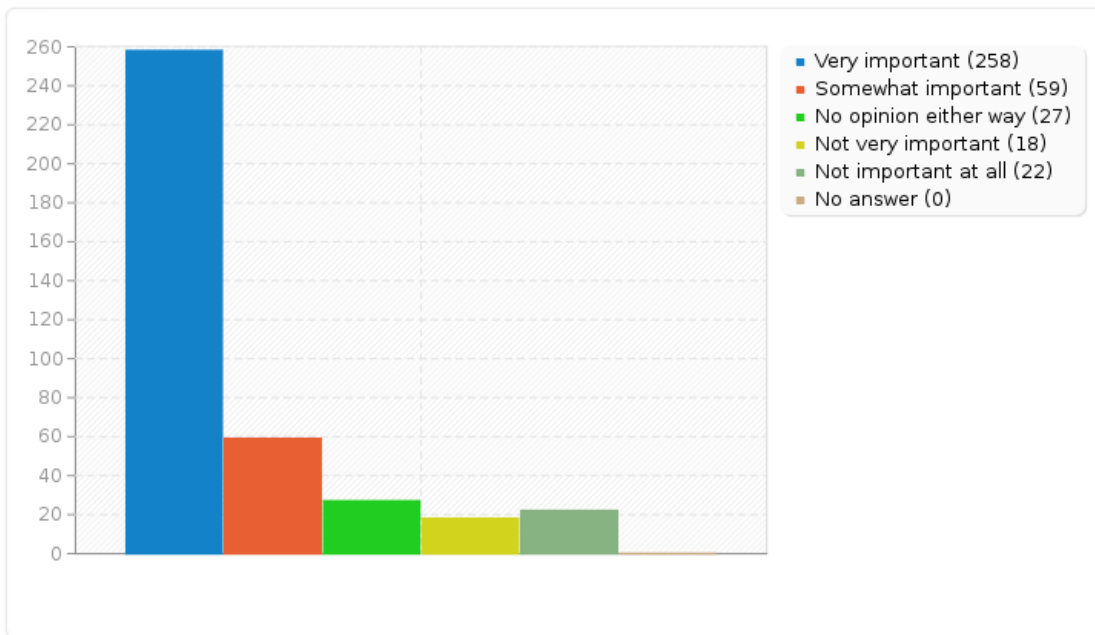
<b>Answer</b>	<b>Count</b>	<b>Percentage</b>
Very important (A1)	258	67.19%
Somewhat important (A2)	59	15.36%
No opinion either way (A3)	27	7.03%
Not very important (A4)	18	4.69%
Not important at all (A5)	22	5.73%
No answer	0	0.00%



Field summary for Q8(SQ007)

Q8. For each of the categories relating to the Mass below, rate each one by importance. [Feeling the presence of God]

---



---

Field summary for Q8(SQ008)

Q8. For each of the categories relating to the Mass below, rate each one by importance. [Receiving Holy Communion]

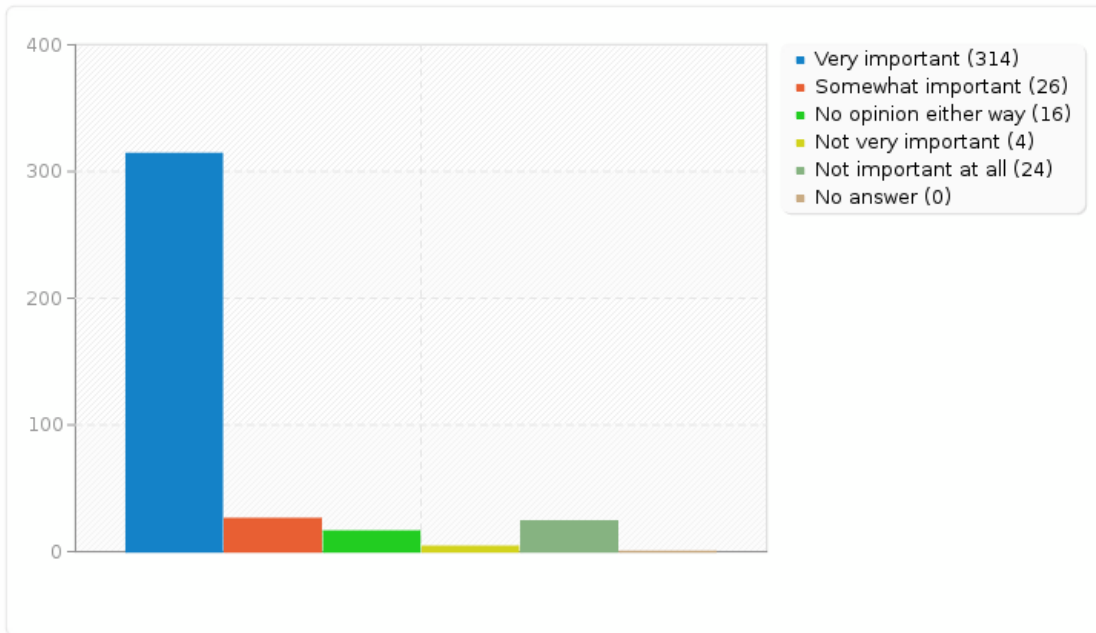
---

<b>Answer</b>	<b>Count</b>	<b>Percentage</b>
Very important (A1)	314	81.77%
Somewhat important (A2)	26	6.77%
No opinion either way (A3)	16	4.17%
Not very important (A4)	4	1.04%
Not important at all (A5)	24	6.25%
No answer	0	0.00%

Field summary for Q8(SQ008)

Q8. For each of the categories relating to the Mass below, rate each one by importance. [Receiving Holy Communion]

---



---

### Field summary for Q9

Q9. Would you attend Mass in the extraordinary form (i.e. the Traditional Latin Mass) if it was available in your area?

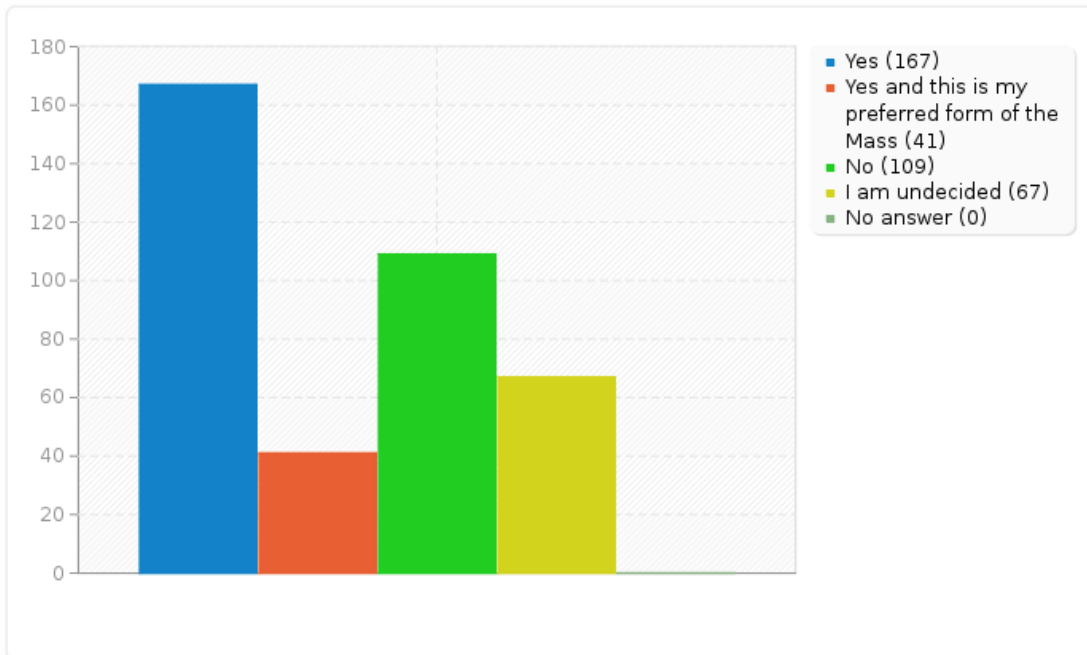
---

<b>Answer</b>	<b>Count</b>	<b>Percentage</b>
Yes (A1)	167	43.49%
Yes and this is my preferred form of the Mass (A2)	41	10.68%
No (A3)	109	28.39%
I am undecided (A4)	67	17.45%
No answer	0	0.00%

### Field summary for Q9

Q9. Would you attend Mass in the extraordinary form (i.e. the Traditional Latin Mass) if it was available in your area?

---



---

## Field summary for Q10

Q10. When you attend Mass, how often do you receive Holy Communion?

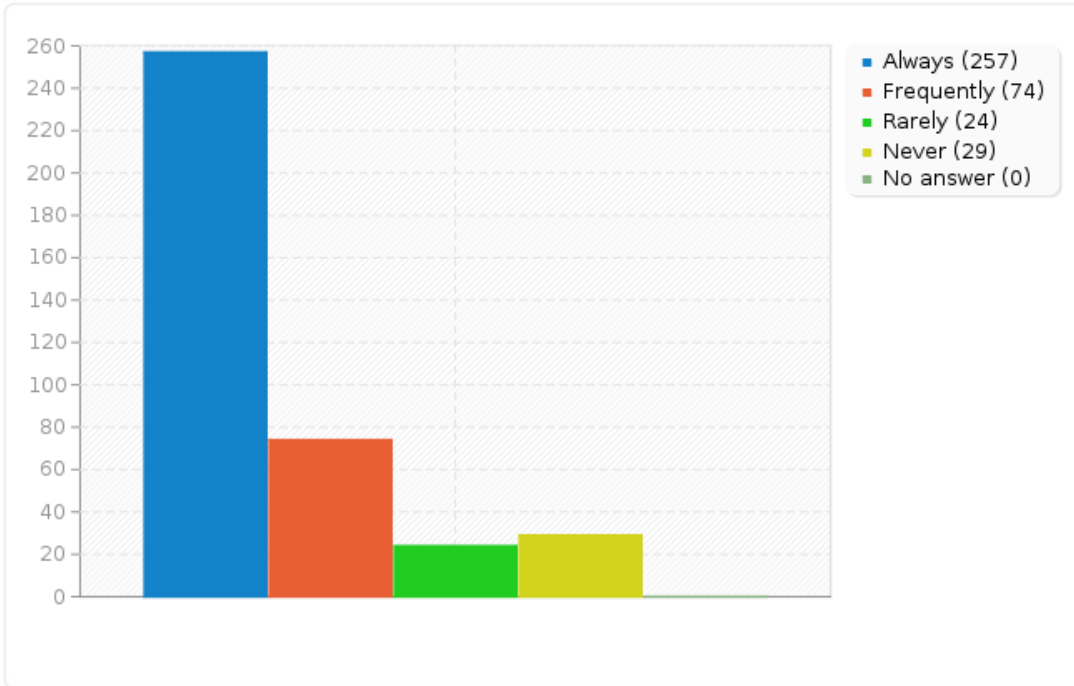
---

<b>Answer</b>	<b>Count</b>	<b>Percentage</b>
Always (A1)	257	66.93%
Frequently (A2)	74	19.27%
Rarely (A3)	24	6.25%
Never (A4)	29	7.55%
No answer	0	0.00%

### Field summary for Q10

Q10. When you attend Mass, how often do you receive Holy Communion?

---



---

## Field summary for Q11

Q11. Does your local church offer Eucharistic adoration on a regular basis?

---

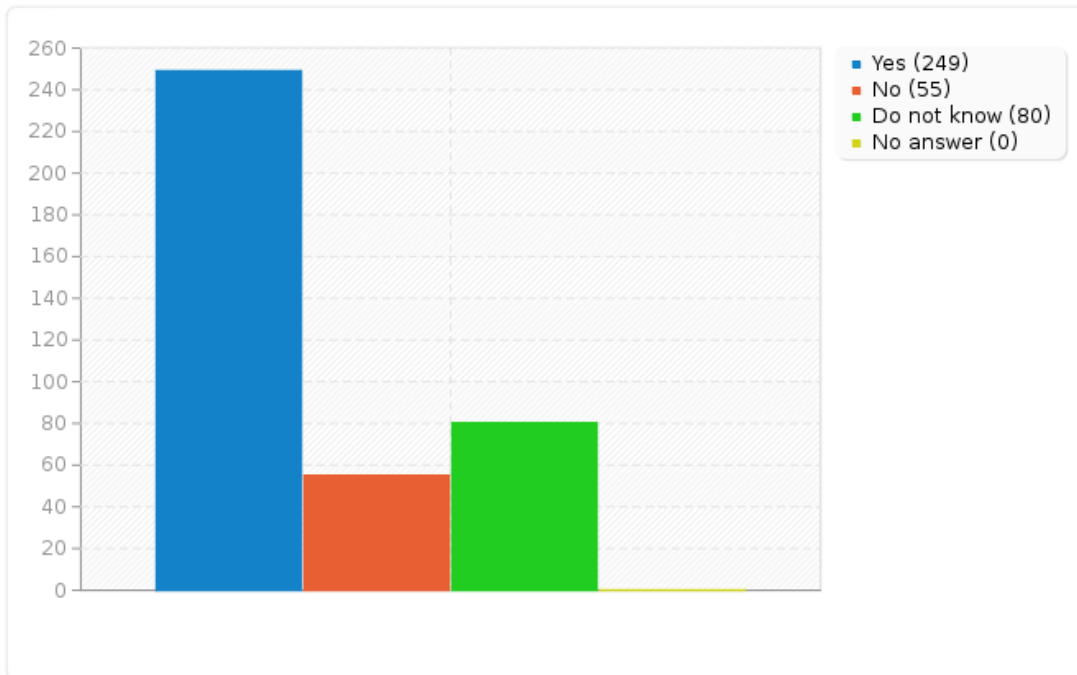
<b>Answer</b>	<b>Count</b>	<b>Percentage</b>
Yes (A1)	249	64.84%
No (A2)	55	14.32%
Do not know (A3)	80	20.83%
No answer	0	0.00%



### Field summary for Q11

Q11. Does your local church offer Eucharistic adoration on a regular basis?

---



---

Field summary for Q11a

Q11a. If the answer to Q11. is YES, have you personally participated in the adoration within the last month?

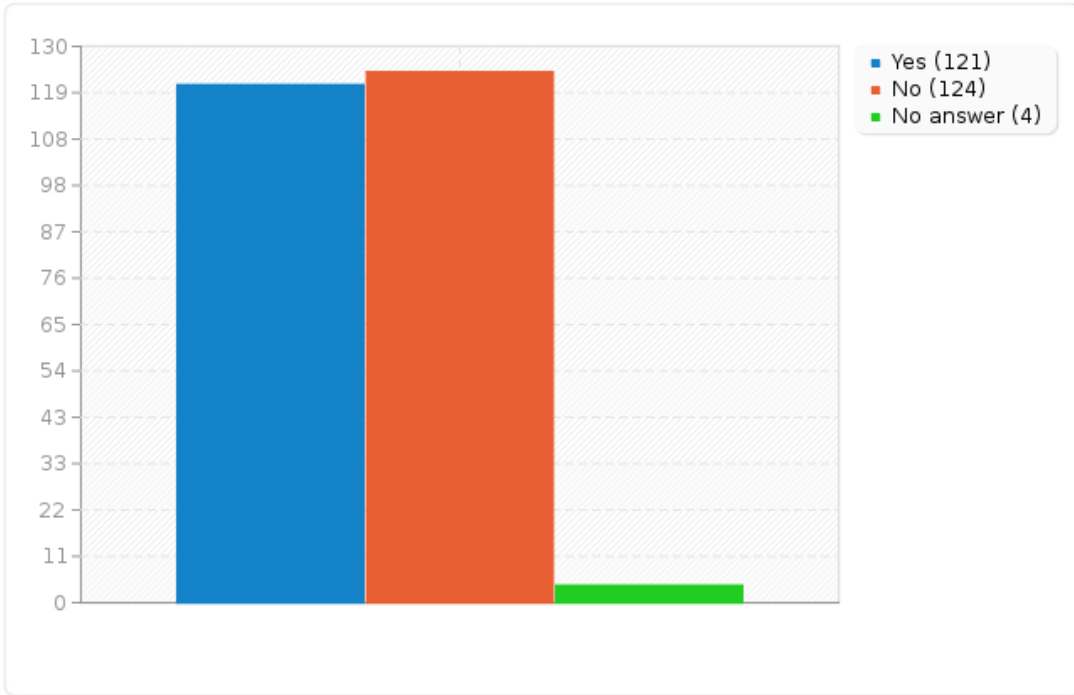
---

<b>Answer</b>	<b>Count</b>	<b>Percentage</b>
Yes (A1)	121	48.59%
No (A2)	124	49.80%
No answer	4	1.61%

### Field summary for Q11a

Q11a. If the answer to Q11. is YES, have you personally participated in the adoration within the last month?

---



---

Field summary for Q12

Q12. Within the last year , how often have you participated in the Sacrament of Reconciliation (Confession)?

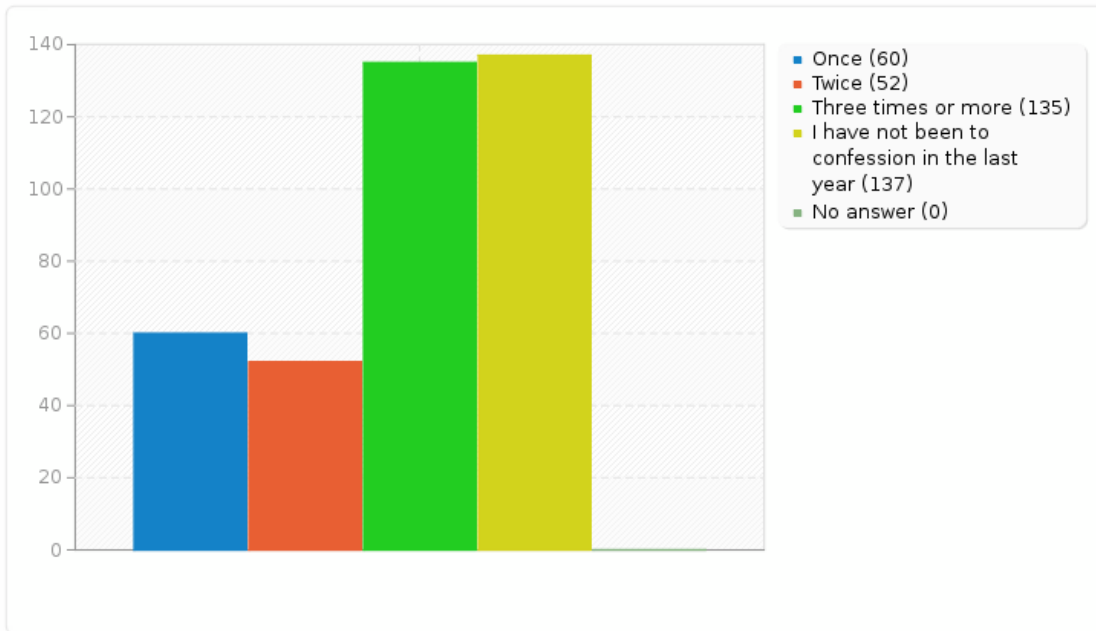
---

<b>Answer</b>	<b>Count</b>	<b>Percentage</b>
Once (A1)	60	15.62%
Twice (A2)	52	13.54%
Three times or more (A3)	135	35.16%
I have not been to confession in the last year (A4)	137	35.68%
No answer	0	0.00%

### Field summary for Q12

Q12. Within the last year , how often have you participated in the Sacrament of Reconciliation (Confession)?

---



---

Field summary for Q14

Q14. Other than attending Mass, what is your level of involvement in the activities of your local church and parish?

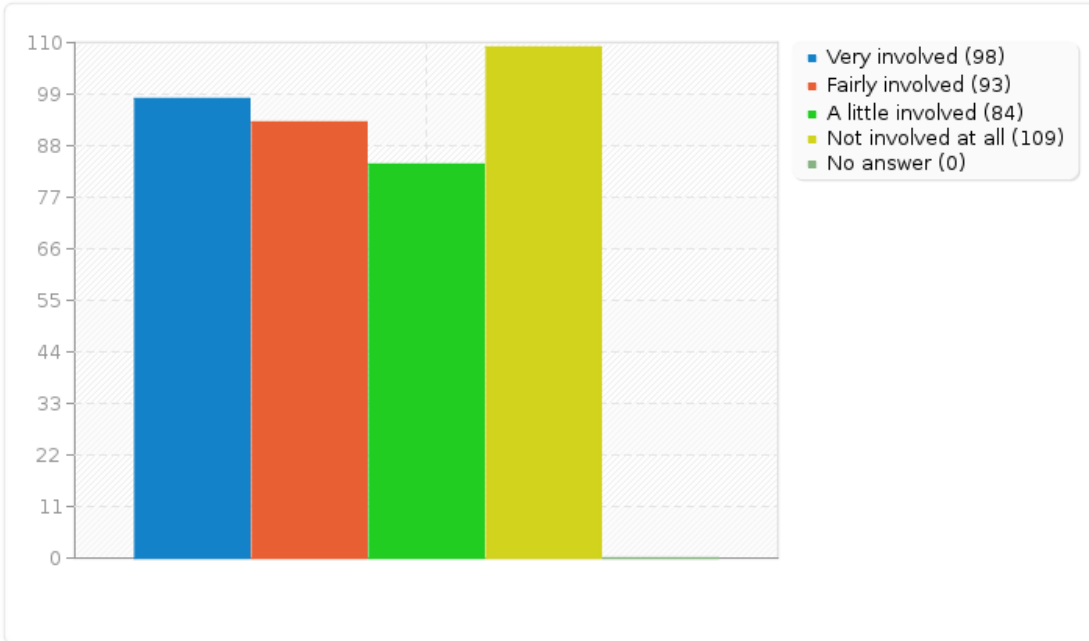
---

<b>Answer</b>	<b>Count</b>	<b>Percentage</b>
Very involved (A1)	98	25.52%
Fairly involved (A2)	93	24.22%
A little involved (A3)	84	21.88%
Not involved at all (A4)	109	28.39%
No answer	0	0.00%

Field summary for Q14

Q14. Other than attending Mass, what is your level of involvement in the activities of your local church and parish?

---



---

Field summary for Q15(SQ001)

Q15. Do you normally wear or carry any of the following objects? [A Crucifix]

---

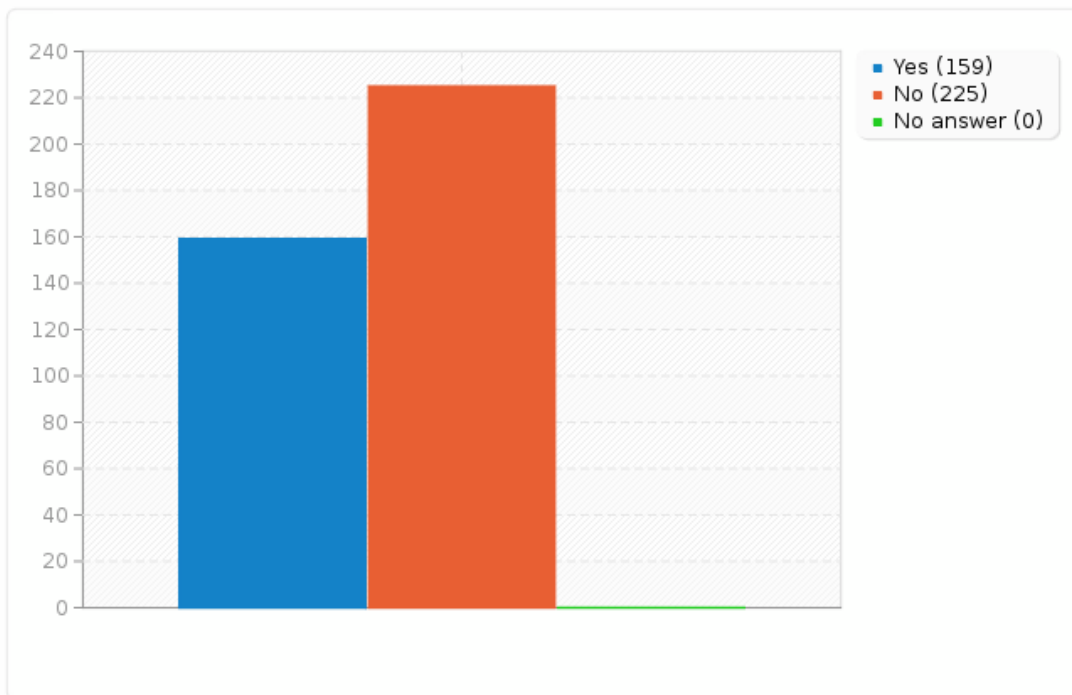
<b>Answer</b>	<b>Count</b>	<b>Percentage</b>
Yes (A1)	159	41.41%
No (A2)	225	58.59%
No answer	0	0.00%



Field summary for Q15(SQ001)

Q15. Do you normally wear or carry any of the following objects? [A Crucifix]

---



---

Field summary for Q15(SQ002)

Q15. Do you normally wear or carry any of the following objects? [A Rosary]

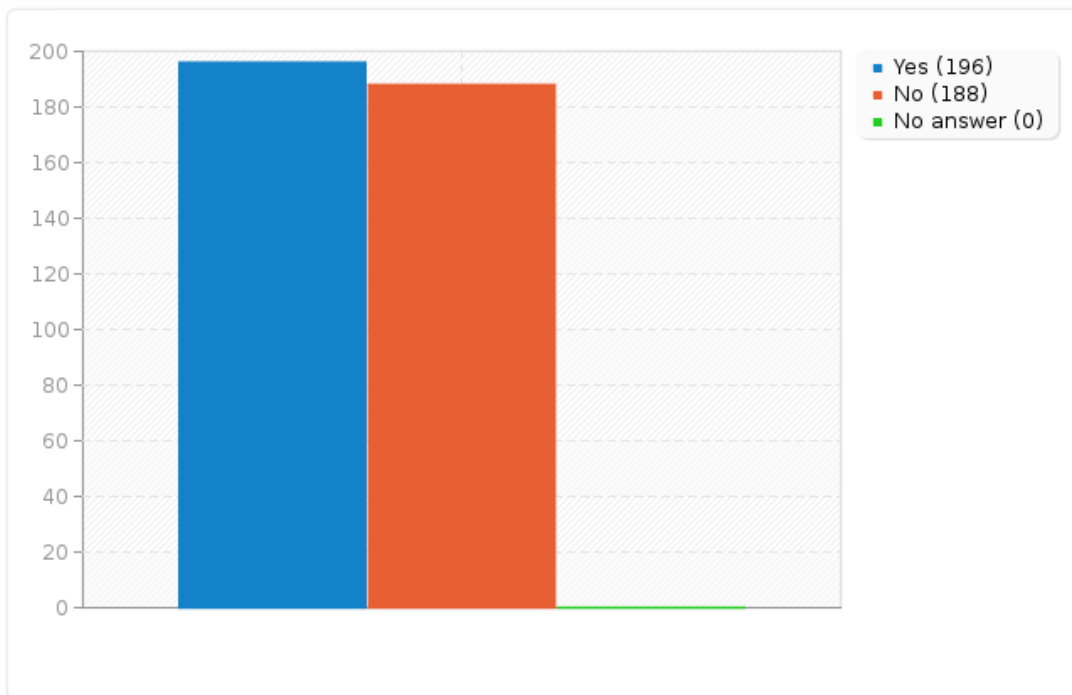
---

<b>Answer</b>	<b>Count</b>	<b>Percentage</b>
Yes (A1)	196	51.04%
No (A2)	188	48.96%
No answer	0	0.00%

Field summary for Q15(SQ002)

Q15. Do you normally wear or carry any of the following objects? [A Rosary]

---



---

Field summary for Q15(SQ003)

Q15. Do you normally wear or carry any of the following objects? [A Medal]

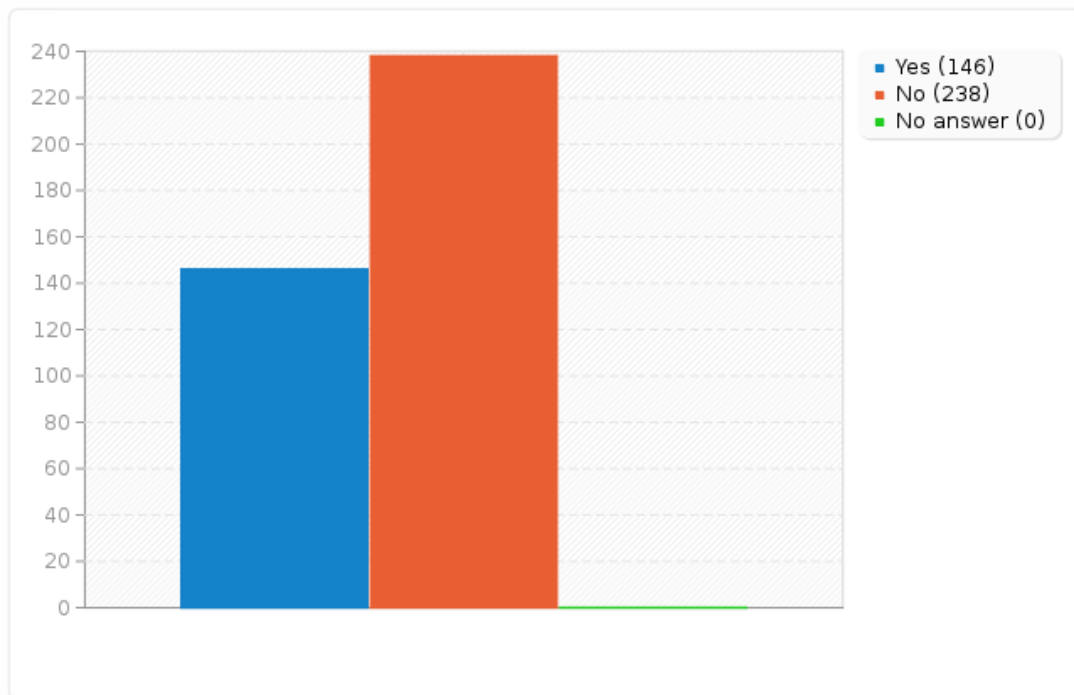
---

<b>Answer</b>	<b>Count</b>	<b>Percentage</b>
Yes (A1)	146	38.02%
No (A2)	238	61.98%
No answer	0	0.00%

Field summary for Q15(SQ003)

Q15. Do you normally wear or carry any of the following objects? [A Medal]

---



---

Field summary for Q15(SQ004)

Q15. Do you normally wear or carry any of the following objects? [A Prayer Card]

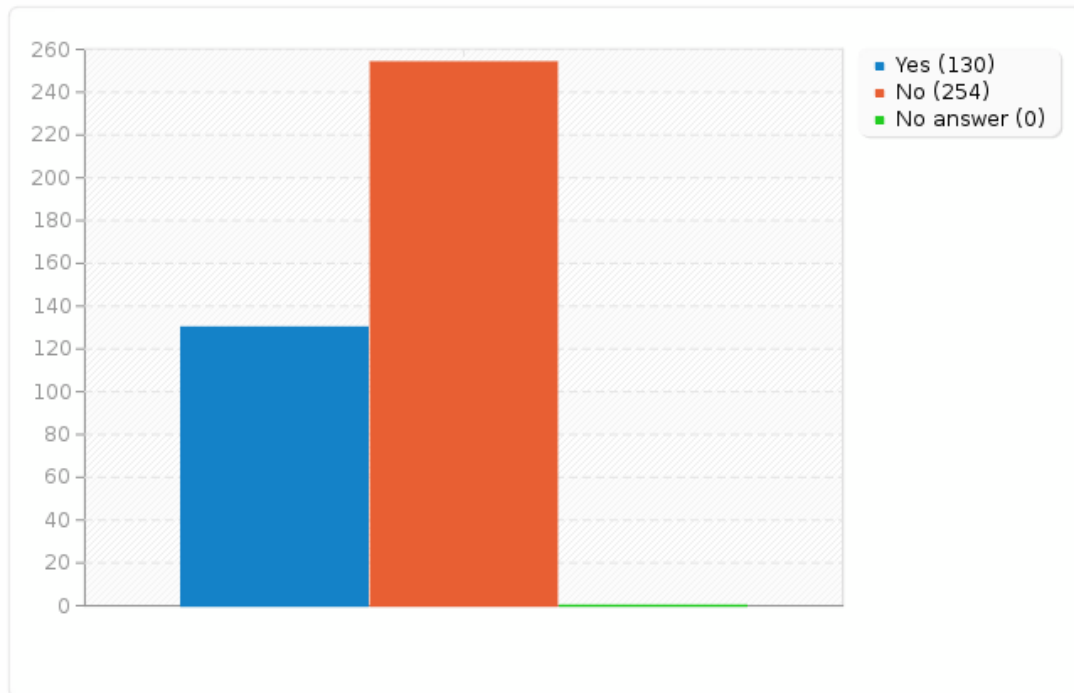
---

<b>Answer</b>	<b>Count</b>	<b>Percentage</b>
Yes (A1)	130	33.85%
No (A2)	254	66.15%
No answer	0	0.00%

Field summary for Q15(SQ004)

Q15. Do you normally wear or carry any of the following objects? [A Prayer Card]

---



---

Field summary for Q15(SQ005)

Q15. Do you normally wear or carry any of the following objects? [A Scapular]

---

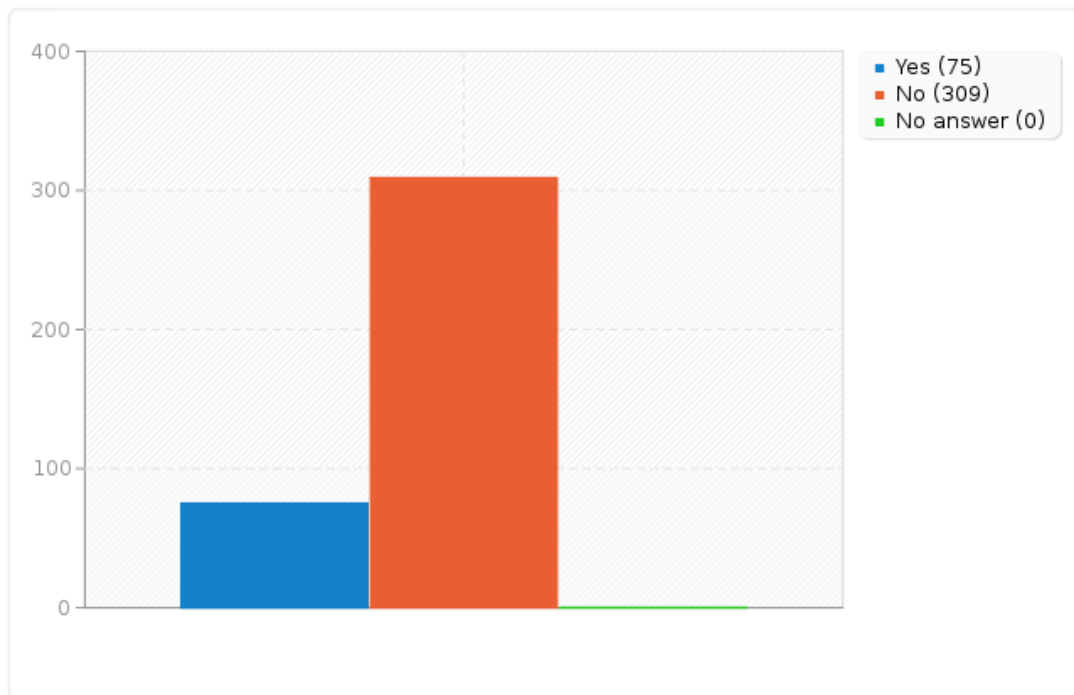
<b>Answer</b>	<b>Count</b>	<b>Percentage</b>
Yes (A1)	75	19.53%
No (A2)	309	80.47%
No answer	0	0.00%



Field summary for Q15(SQ005)

Q15. Do you normally wear or carry any of the following objects? [A Scapular]

---



---

## Field summary for Q16

Q16. How important is your Catholic faith to you?

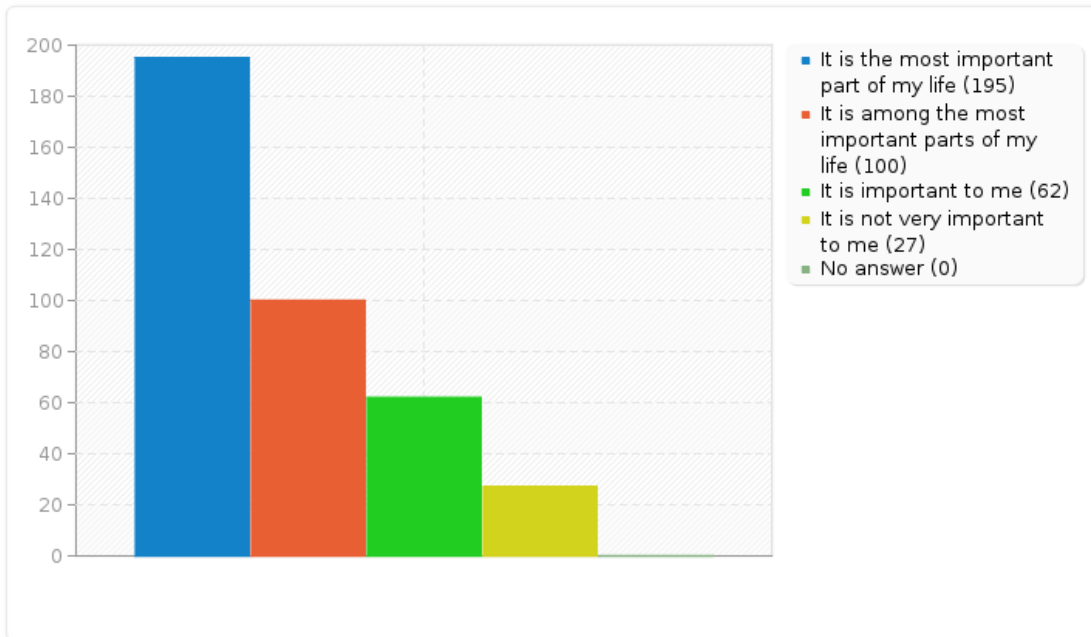
---

<b>Answer</b>	<b>Count</b>	<b>Percentage</b>
It is the most important part of my life (A1)	195	50.78%
It is among the most important parts of my life (A2)	100	26.04%
It is important to me (A3)	62	16.15%
It is not very important to me (A4)	27	7.03%
No answer	0	0.00%

## Field summary for Q16

Q16. How important is your Catholic faith to you?

---



---

Field summary for r262q0

Q16a. Have you ever considered a vocation as a religious sister or nun?

---

<b>Answer</b>	<b>Count</b>	<b>Percentage</b>
Yes - I have seriously considered this (A1)	32	18.82%
Yes - I have considered this (A2)	60	35.29%
No - I have never considered this (A3)	75	44.12%
I am a religious sister or nun (A4)	3	1.76%
No answer	0	0.00%

Field summary for r262q0

Q16a. Have you ever considered a vocation as a religious sister or nun?

---



---

Field summary for Q16b

Q16b. Have you ever considered a vocation as a priest, religious brother or permanent deacon?

---

<b>Answer</b>	<b>Count</b>	<b>Percentage</b>
Yes, I have seriously considered this (A1)	61	28.37%
Yes, I have considered this (A2)	73	33.95%
No, I have never considered this (A3)	73	33.95%
I am a priest, religious brother or permanent deacon (A4)	7	3.26%
No answer	1	0.47%

### Field summary for Q16b

Q16b. Have you ever considered a vocation as a priest, religious brother or permanent deacon?

---

