

Quick statistics

Survey 6 'Protestant Survey'

Results

Survey 6

Number of records in this query:	307
Total records in survey:	307
Percentage of total:	100.00%

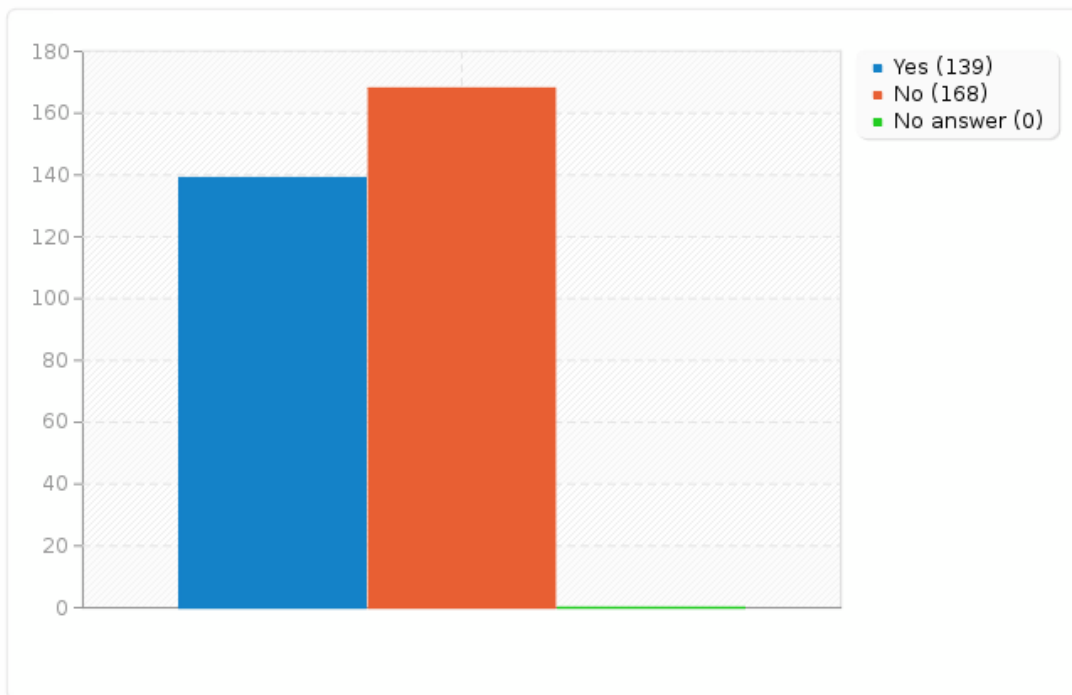
Field summary for Q7

Q7. Have you always belonged to that particular denominational group or family?

Answer	Count	Percentage
Yes (A1)	139	45.28%
No (A2)	168	54.72%
No answer	0	0.00%

Field summary for Q7

Q7. Have you always belonged to that particular denominational group or family?



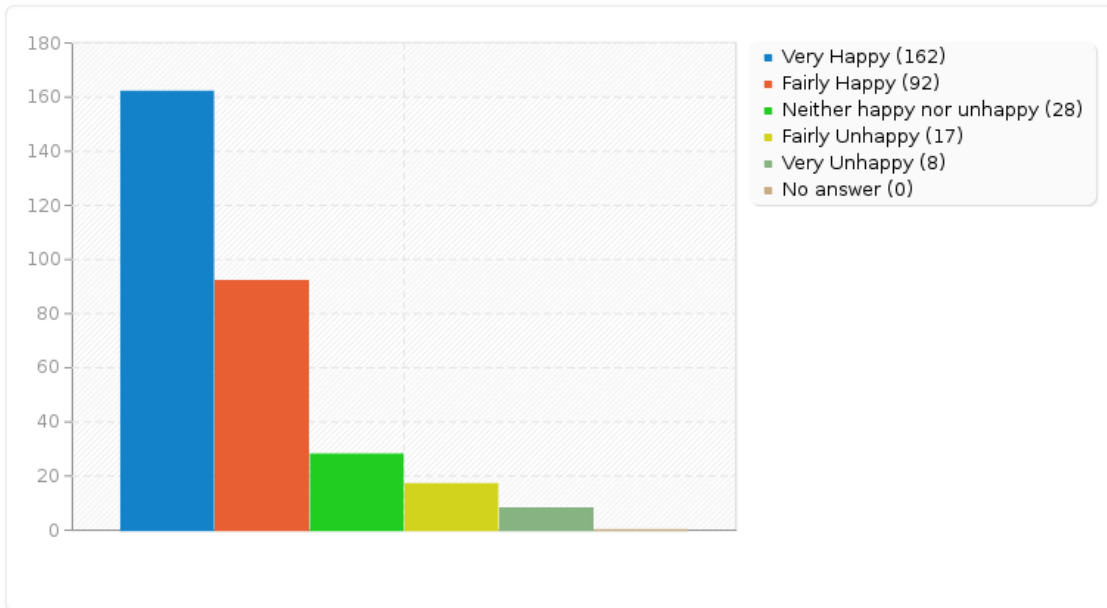
Field summary for Q8

Q8. How happy would you say that you are in your denominational group or family?

Answer	Count	Percentage
Very Happy (A1)	162	52.77%
Fairly Happy (A2)	92	29.97%
Neither happy nor unhappy (A3)	28	9.12%
Fairly Unhappy (A4)	17	5.54%
Very Unhappy (A5)	8	2.61%
No answer	0	0.00%

Field summary for Q8

Q8. How happy would you say that you are in your denominational group or family?



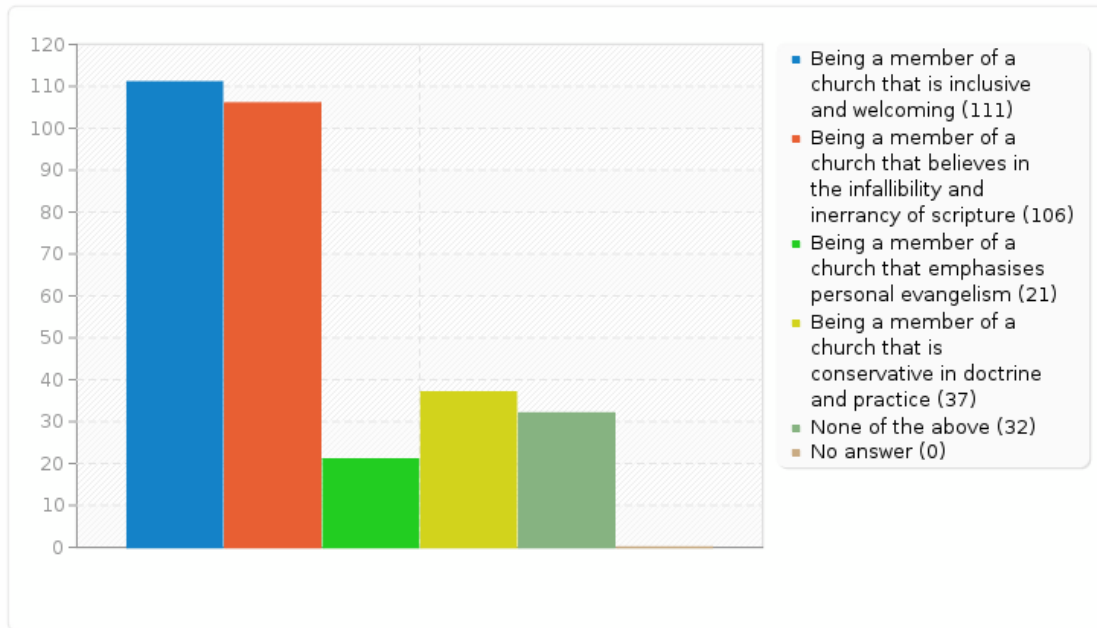
Field summary for Q9

Q9. Which of the following statements is most important to you in selecting a church?

Answer	Count	Percentage
Being a member of a church that is inclusive and welcoming (A1)	111	36.16%
Being a member of a church that believes in the infallibility and inerrancy of scripture (A2)	106	34.53%
Being a member of a church that emphasises personal evangelism (A3)	21	6.84%
Being a member of a church that is conservative in doctrine and practice (A4)	37	12.05%
None of the above (A5)	32	10.42%
No answer	0	0.00%

Field summary for Q9

Q9. Which of the following statements is most important to you in selecting a church?



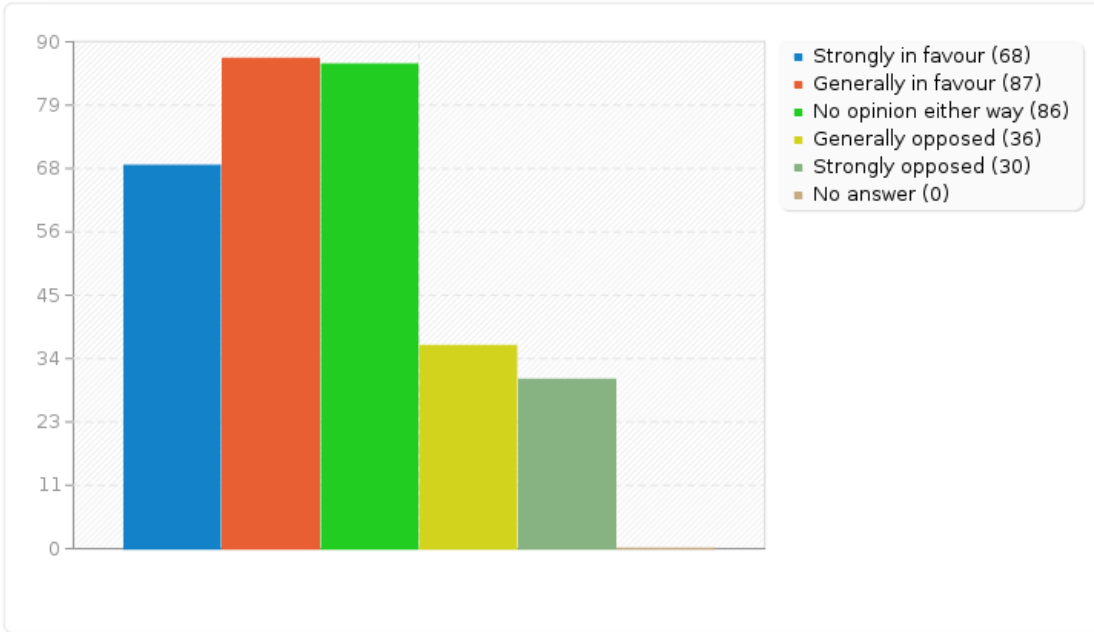
Field summary for Q10

Q10. What is your personal view of the Ecumenical movement?

Answer	Count	Percentage
Strongly in favour (A1)	68	22.15%
Generally in favour (A2)	87	28.34%
No opinion either way (A3)	86	28.01%
Generally opposed (A4)	36	11.73%
Strongly opposed (A5)	30	9.77%
No answer	0	0.00%

Field summary for Q10

Q10. What is your personal view of the Ecumenical movement?



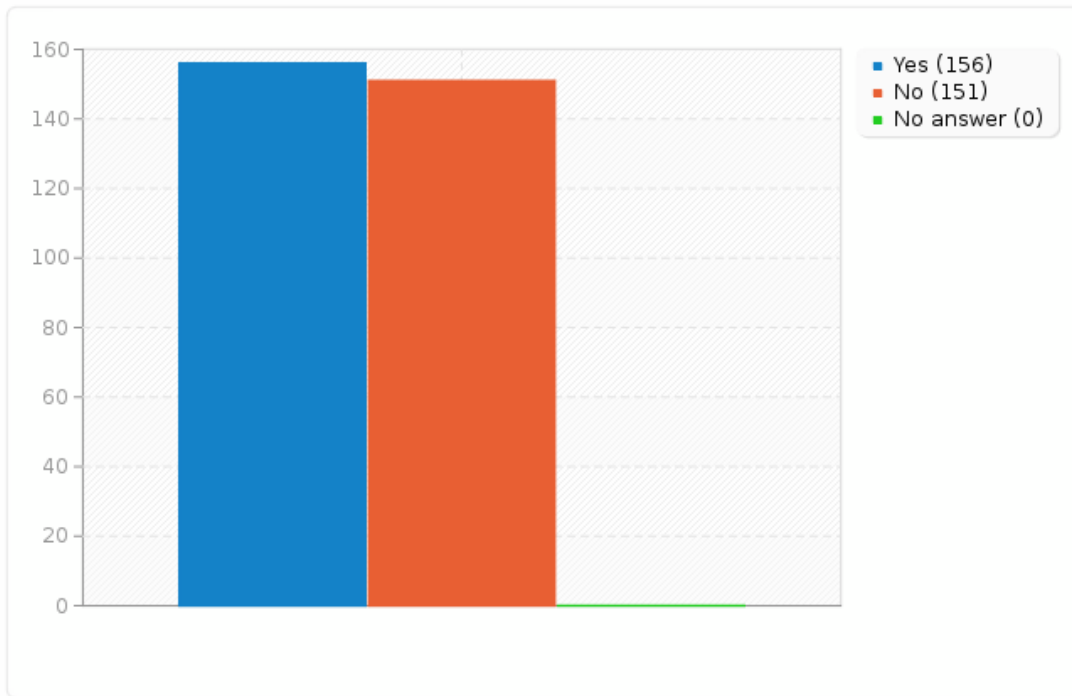
Field summary for Q11

Q11. Have you ever participated in an ecumenical service with Christians of other denominations/traditions?

Answer	Count	Percentage
Yes (A1)	156	50.81%
No (A2)	151	49.19%
No answer	0	0.00%

Field summary for Q11

Q11. Have you ever participated in an ecumenical service with Christians of other denominations/traditions?



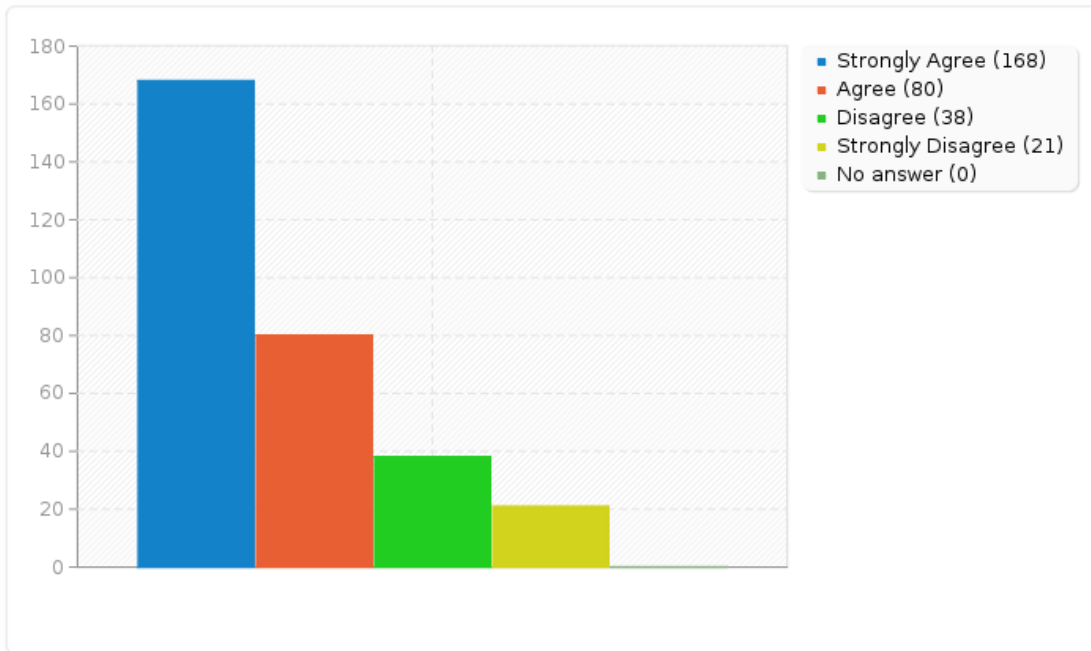
Field summary for Q14

Q14. What is your view of the following statement: 'The Bible is the infallible and inerrant Word of God'?

Answer	Count	Percentage
Strongly Agree (A1)	168	54.72%
Agree (A2)	80	26.06%
Disagree (A3)	38	12.38%
Strongly Disagree (A4)	21	6.84%
No answer	0	0.00%

Field summary for Q14

Q14. What is your view of the following statement: 'The Bible is the infallible and inerrant Word of God'?



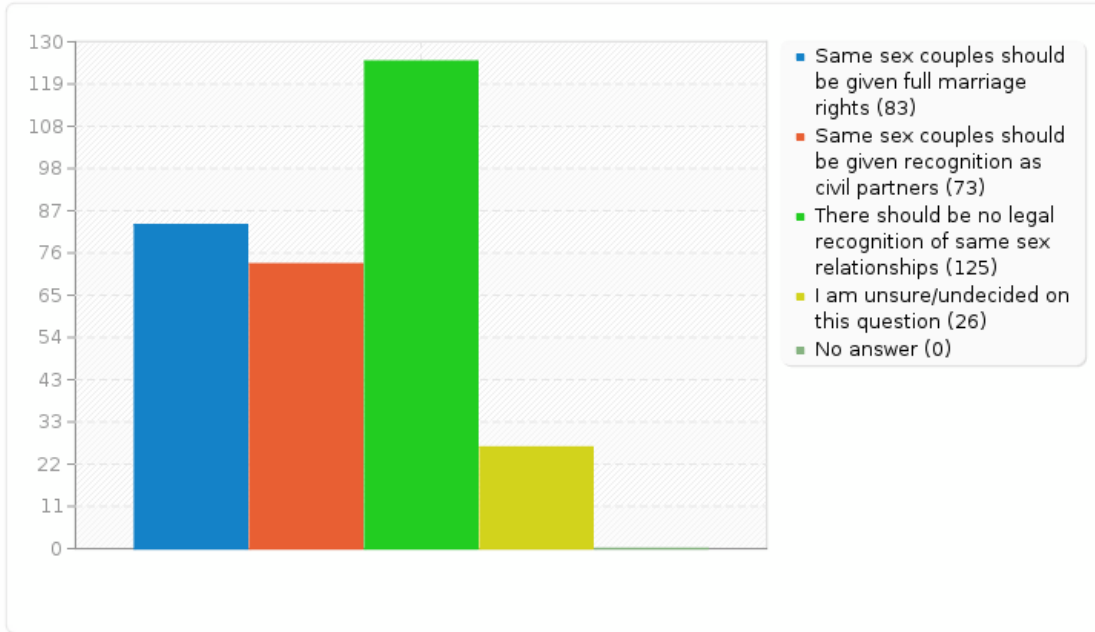
Field summary for Q17

Q17. What legal provision should be made regarding same sex relationships?

Answer	Count	Percentage
Same sex couples should be given full marriage rights (A1)	83	27.04%
Same sex couples should be given recognition as civil partners (A2)	73	23.78%
There should be no legal recognition of same sex relationships (A3)	125	40.72%
I am unsure/undecided on this question (A4)	26	8.47%
No answer	0	0.00%

Field summary for Q17

Q17. What legal provision should be made regarding same sex relationships?

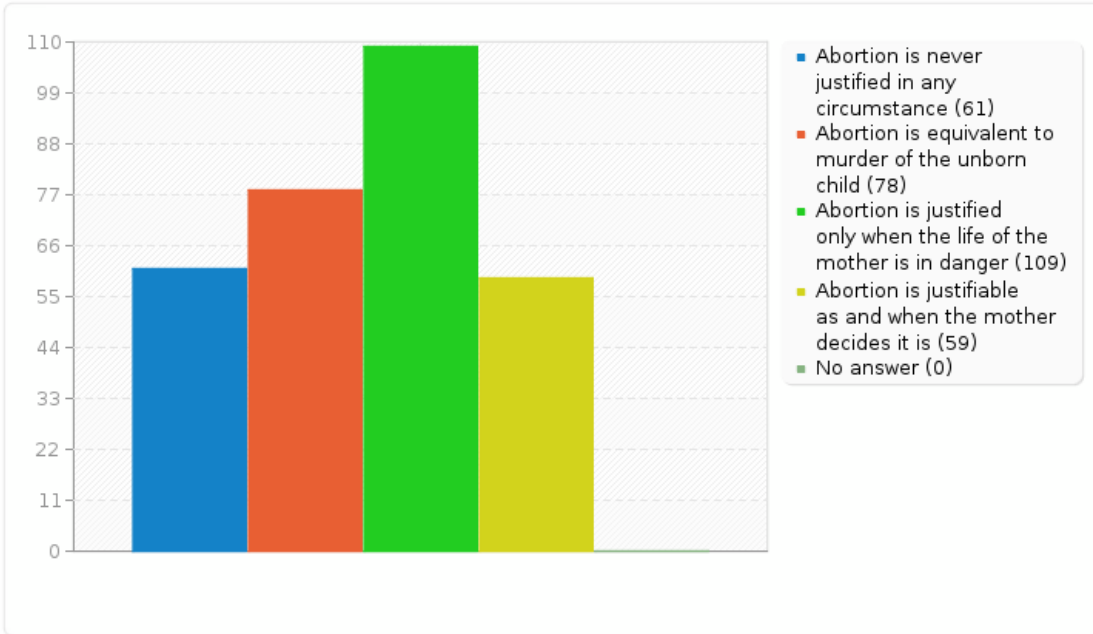


Field summary for Q18**Q18. What is your view of Abortion?**

Answer	Count	Percentage
Abortion is never justified in any circumstance (A1)	61	19.87%
Abortion is equivalent to murder of the unborn child (A2)	78	25.41%
Abortion is justified only when the life of the mother is in danger (A3)	109	35.50%
Abortion is justifiable as and when the mother decides it is (A4)	59	19.22%
No answer	0	0.00%

Field summary for Q18

Q18. What is your view of Abortion?



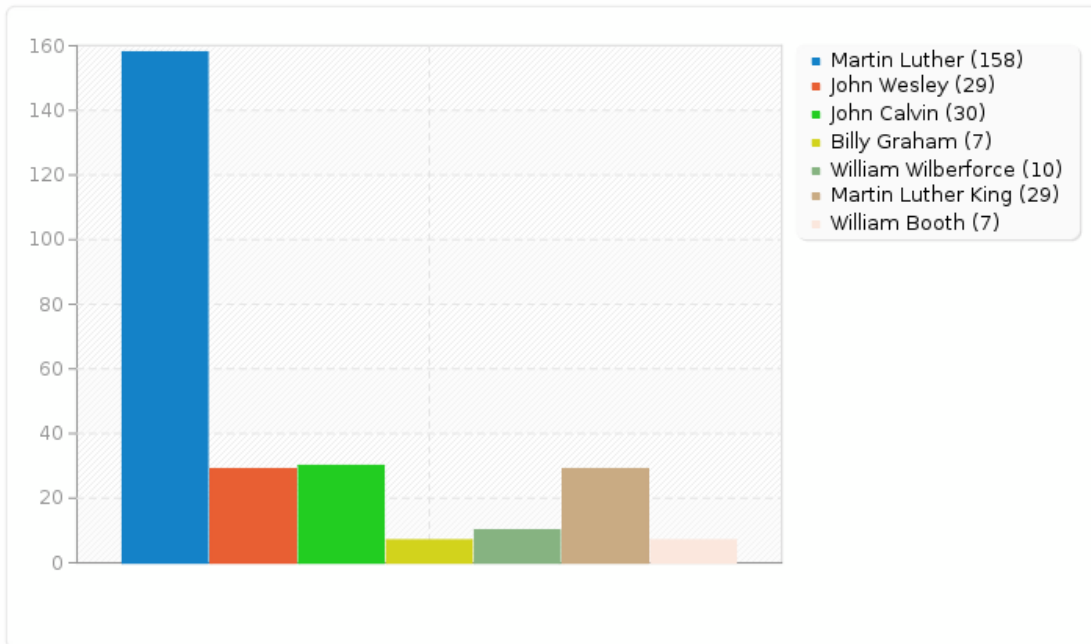
Field summary for Q19 [1]

Q19. From the following list, rank each Protestant Christian by their contribution to Christianity as a whole.[Ranking 1]

Answer	Count	Percentage
Martin Luther (A1)	158	58.52%
John Wesley (A2)	29	10.74%
John Calvin (A3)	30	11.11%
Billy Graham (A4)	7	2.59%
William Wilberforce (A5)	10	3.70%
Martin Luther King (A6)	29	10.74%
William Booth (A7)	7	2.59%

Field summary for Q19 [1]

Q19. From the following list, rank each Protestant Christian by their contribution to Christianity as a whole.[Ranking 1]



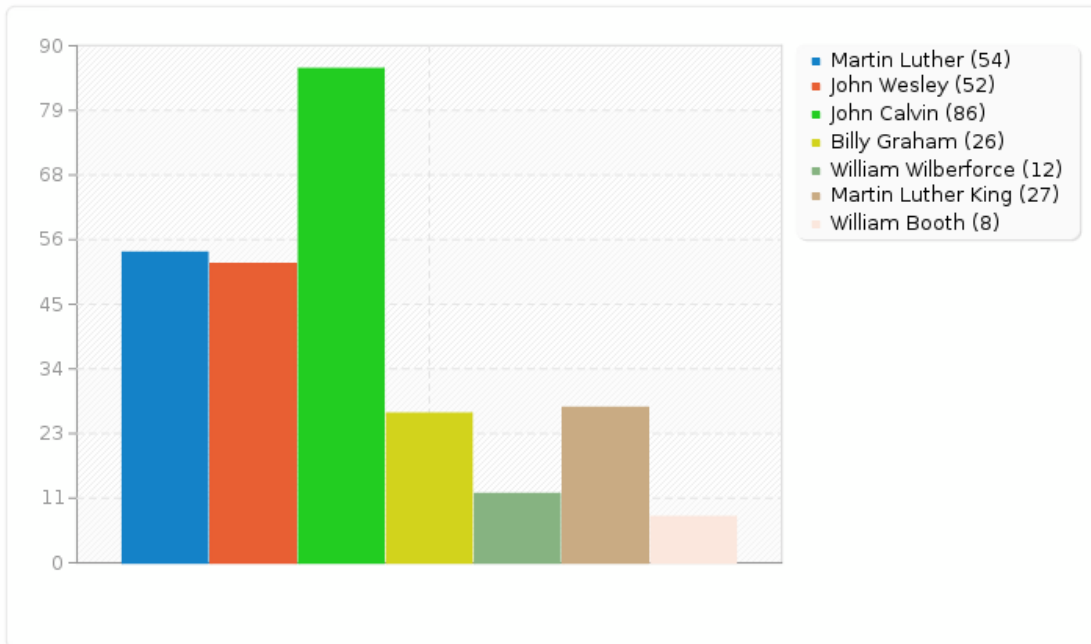
Field summary for Q19 [2]

Q19. From the following list, rank each Protestant Christian by their contribution to Christianity as a whole.[Ranking 2]

Answer	Count	Percentage
Martin Luther (A1)	54	20.38%
John Wesley (A2)	52	19.62%
John Calvin (A3)	86	32.45%
Billy Graham (A4)	26	9.81%
William Wilberforce (A5)	12	4.53%
Martin Luther King (A6)	27	10.19%
William Booth (A7)	8	3.02%

Field summary for Q19 [2]

Q19. From the following list, rank each Protestant Christian by their contribution to Christianity as a whole.[Ranking 2]



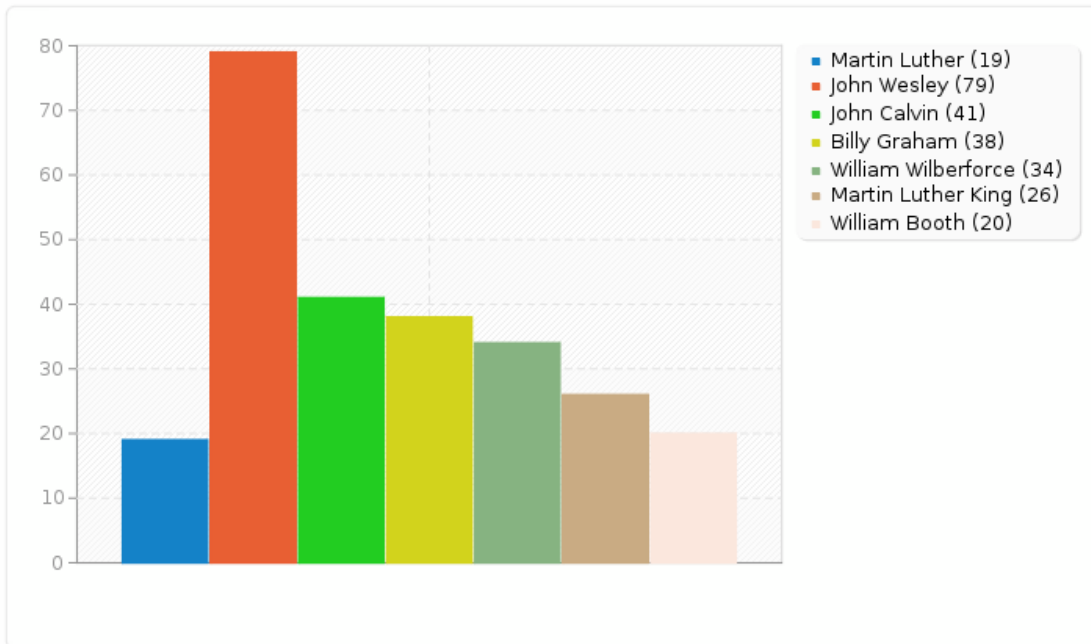
Field summary for Q19 [3]

Q19. From the following list, rank each Protestant Christian by their contribution to Christianity as a whole.[Ranking 3]

Answer	Count	Percentage
Martin Luther (A1)	19	7.39%
John Wesley (A2)	79	30.74%
John Calvin (A3)	41	15.95%
Billy Graham (A4)	38	14.79%
William Wilberforce (A5)	34	13.23%
Martin Luther King (A6)	26	10.12%
William Booth (A7)	20	7.78%

Field summary for Q19 [3]

Q19. From the following list, rank each Protestant Christian by their contribution to Christianity as a whole.[Ranking 3]



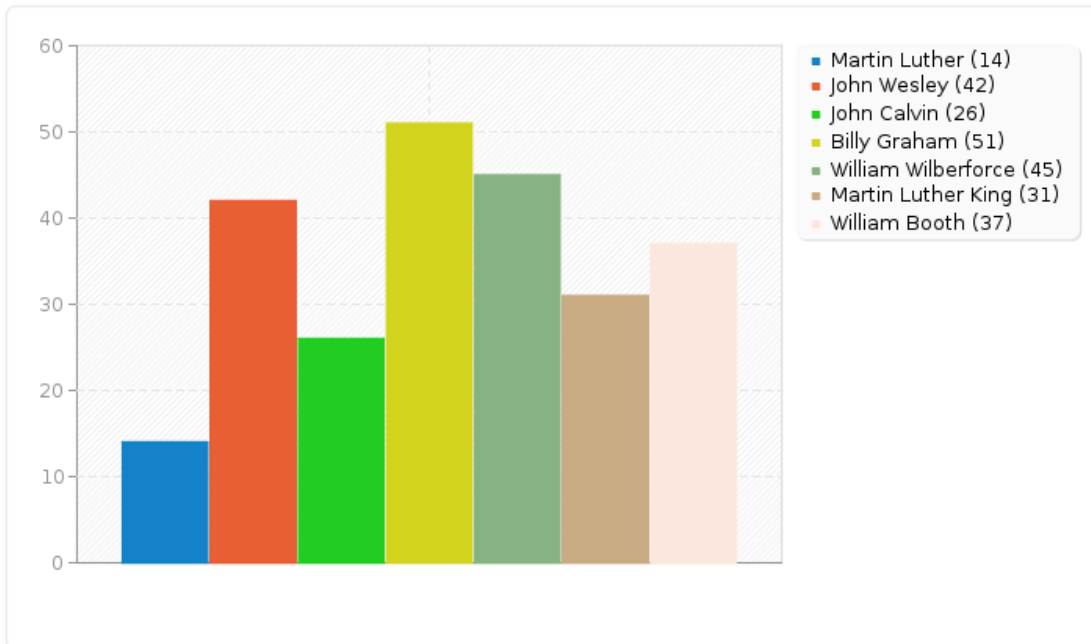
Field summary for Q19 [4]

Q19. From the following list, rank each Protestant Christian by their contribution to Christianity as a whole.[Ranking 4]

Answer	Count	Percentage
Martin Luther (A1)	14	5.69%
John Wesley (A2)	42	17.07%
John Calvin (A3)	26	10.57%
Billy Graham (A4)	51	20.73%
William Wilberforce (A5)	45	18.29%
Martin Luther King (A6)	31	12.60%
William Booth (A7)	37	15.04%

Field summary for Q19 [4]

Q19. From the following list, rank each Protestant Christian by their contribution to Christianity as a whole.[Ranking 4]



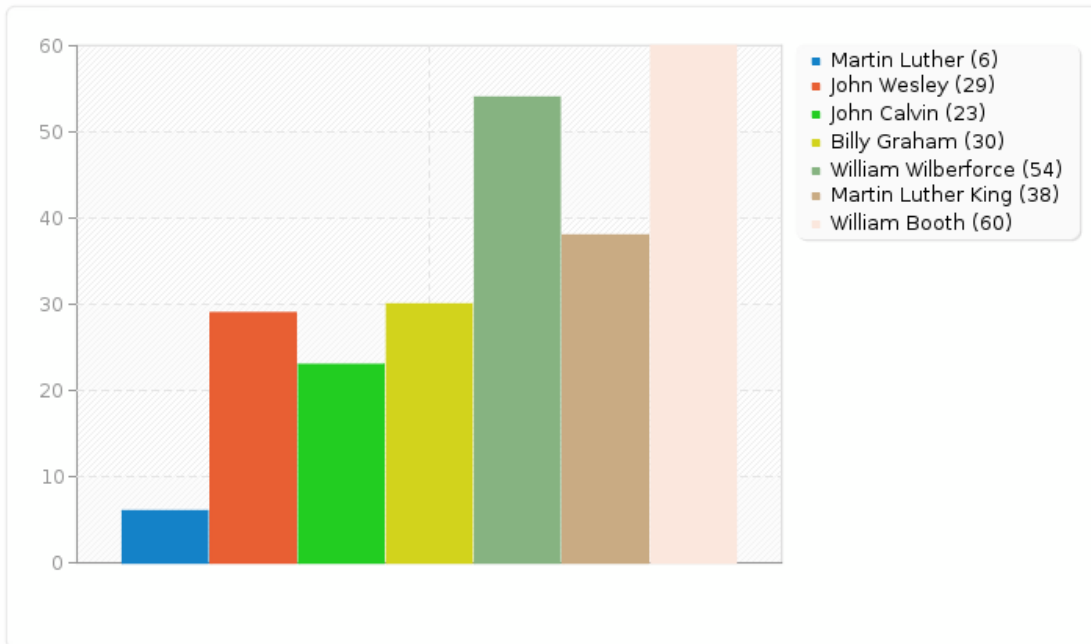
Field summary for Q19 [5]

Q19. From the following list, rank each Protestant Christian by their contribution to Christianity as a whole.[Ranking 5]

Answer	Count	Percentage
Martin Luther (A1)	6	2.50%
John Wesley (A2)	29	12.08%
John Calvin (A3)	23	9.58%
Billy Graham (A4)	30	12.50%
William Wilberforce (A5)	54	22.50%
Martin Luther King (A6)	38	15.83%
William Booth (A7)	60	25.00%

Field summary for Q19 [5]

Q19. From the following list, rank each Protestant Christian by their contribution to Christianity as a whole.[Ranking 5]



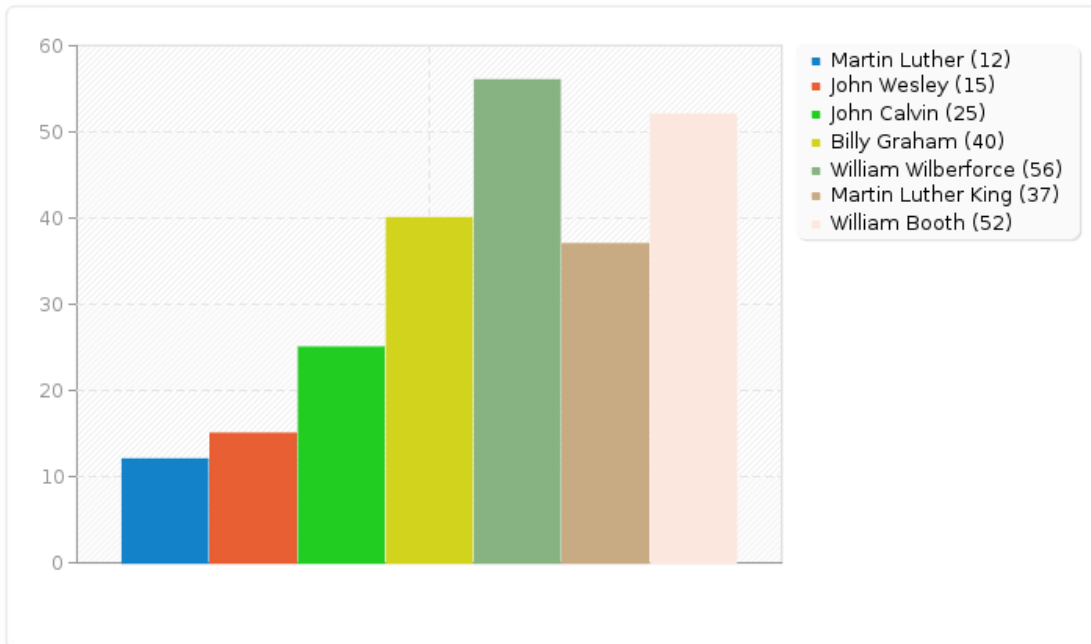
Field summary for Q19 [6]

Q19. From the following list, rank each Protestant Christian by their contribution to Christianity as a whole.[Ranking 6]

Answer	Count	Percentage
Martin Luther (A1)	12	5.06%
John Wesley (A2)	15	6.33%
John Calvin (A3)	25	10.55%
Billy Graham (A4)	40	16.88%
William Wilberforce (A5)	56	23.63%
Martin Luther King (A6)	37	15.61%
William Booth (A7)	52	21.94%

Field summary for Q19 [6]

Q19. From the following list, rank each Protestant Christian by their contribution to Christianity as a whole.[Ranking 6]



Field summary for Q19 [7]

Q19. From the following list, rank each Protestant Christian by their contribution to Christianity as a whole.[Ranking 7]

Answer	Count	Percentage
Martin Luther (A1)	3	1.28%
John Wesley (A2)	7	2.99%
John Calvin (A3)	22	9.40%
Billy Graham (A4)	55	23.50%
William Wilberforce (A5)	31	13.25%
Martin Luther King (A6)	61	26.07%
William Booth (A7)	55	23.50%

Field summary for Q19 [7]

Q19. From the following list, rank each Protestant Christian by their contribution to Christianity as a whole.[Ranking 7]

